



Caravan and Motorhome Awnings




Caravan & Motorhome Awnings

Driven by our passion for design innovation, quality, value and attention to every little detail...

Outdoor Revolution have long been at the forefront of quality and reliability as industry leading innovators of premium caravan awnings. This is demonstrated across our 2020 range through an offering of acclaimed classics, updated favourites and new ground-breaking innovations. As the pioneers of the inflatable awning, we have continued developing our successful air framed premium awnings, with new upgrades and innovations for the season's caravan awnings. The Dura-Tech Single Inflation Point System features in selected models throughout the range, allowing an easy and efficient set up of your awning.

Throughout the collection you will see some of our best-loved awnings which have returned again for another year (E-Sport Air, Elan, Elise, Eclipse), combined with contemporary offerings such as the revolutionary Esprit 420 Pro RVS, which features a series of moveable panels placed in different locations to suit the user. When it comes to choosing an awning - pole or air, traditional or modern - Outdoor Revolution's 2020 awning collection has a model to suit everyone.

 Designed in the UK, enjoyed across the world.



As the pioneers and innovators within this field, **Outdoor Revolution** are so confident in the reliability of product with an Intelligent Frame that we offer a ***LIFETIME GUARANTEE** on the Air Tube with an IF Valve...

PORCH AWNINGS

Porchlite 200	10-11
Porchlite 200 AIR	12-13
Porchlite 260	14-15
Porchlite 260 AIR	16-17
Elan 280	26-27
Elan 340	28-29



POLED AWNINGS

E-Sport 325	18-19
E-Sport 400	18-19
Tech-Line Canopy	58
Summer Canopy	59
Screenhouses	60 - 63



MOTORHOME AWNINGS

Porchlite 260 AIR L	16-17
E-Sport AIR 325 L/XL	24-25
Eclipse Pro 380 L/XL	48-59



INFLATABLE AWNINGS

E-Sport AIR 325	20-21
E-Sport AIR 400	22-23
Evora 260	30-31
Evora 390	32-33
Esprit 360 Pro S	36-37
Esprit Pro 420	38-41
Esprit Pro 420 RVS	42-47
Eclipse Pro 380	48-49
Eclipse Pro 325	52-53
Eclipse Pro 420	54-55



ACCESSORIES

Oxygen Windbreak	51
Campese Air Furniture	66-67
Furniture	68-72
Lighting	74-77
Pegs, Pumps & Pitching	78-79



BLUE DIAMOND

Caravanning accessories, including
pegs & leisure sanitation products. **80-81**



Why choose an Outdoor Revolution awning

Freedom & peace of mind...

Outdoor Revolution have pioneered the Oxygen Air Frame System; the quickest, easiest and most reliable air frame and inflation system on the market today. A system unique to Outdoor Revolution and envied by other manufacturers of air awnings.

Our unique pressure relief valve (IF - Intelligent Frame) is designed to regulate and control the air pressure inside the air tube and acts as a safety mechanism to prevent burst air tubes through over inflation or excessive air expansion on hot days.

Whilst factory tested up to 19 PSI, we recommend the Oxygen Air Frame is inflated to a working pressure of approximately 6 PSI, which is around the max pressure to which our relief valve is factory set at before it starts to release excess air pressure. Depending on ambient temperature changes, the PSI can increase dramatically on warm sunny days as the air inside the tube will expand. If the PSI pressure increases to over the recommended 6 PSI (through either over inflation or changes in ambient temperature) the Intelligent Frame Relief Valve will expel the surplus air and maintain the air pressure within the air frame at a safe level. This unique system ensures that the tubes cannot be stressed and damaged by increasing pressures.

Deflating the Oxygen Air Frame is simple with our easy to operate DSV valve (Dynamic Speed Valve). With just a simple push of a button, the valve will expel all the air from the frame, which will deflate and come down in seconds. No messing around with unscrewing difficult to get hold of leaky, slippery and unreliable valve caps.

Because we are so confident in our air frame awnings, we offer a lifetime warranty* on all air frame models which incorporate our unique IF - DSV inflation system.

*Terms and conditions apply

**OUTDOOR
REVOLUTION**
WWW.OUTDOOR-REVOLUTION.COM





Quality & choice in fabrics...

480HDE - (6000 Hydrostatic Head)

The double rip-stop in the 480HDE fabric ensures the optimum strength to weight ratio of any awning fabric. It has been woven using the latest textile manufacturing techniques to provide the longevity and performance of much heavier denier fabrics without the impracticality and constraints of weight. Fade resistance and longevity is guaranteed to give a high-quality performance product.

180HDE - (4000 Hydrostatic Head)

Our 180HDE fabric has been designed to deliver exceptionally lightweight yet robust, durable products, allowing smaller folded pack sizes where weight and space limitations are of consideration. The double rip stop element interwoven in the fabric ensures the optimum strength to weight ratio which not only provides a very tactile texture but also provides the key to the incredible strength and durability of this fabric.

100HDE & 150HD - (3000 Hydrostatic Head)

This lightweight fabric has been specifically designed to deliver lightweight, compact products whilst maintaining strength and durability. Woven using the latest textile manufacturing techniques, this fabric is designed for longevity and performance. The embossed Hex print gives a contemporary look and feel to the awning.

Pro Climate - (6000 Hydrostatic Head)

Pro.Climate.

Our Pro Climate fabric incorporates years of learning to produce a technical, high performance man made fibre fabric with the breathability of polycotton. This superior fabric provides the ultimate performance of any awning fabric; marrying the water repellent and technical properties of polyester with the comfort and feel of natural fibres. We are the first commercial manufacturer to develop and introduce this kind of fabric, exclusive to Outdoor Revolution.

600HD - (6000 Hydrostatic Head)

This high-density oxford weave fabric provides the look and feel of a traditional awning, whilst remaining lightweight. This fabric balances the usability of man made fibres and the tactility of natural fabrics to create a technical, high performing fabric. This doesn't only create a sense of luxury, it provides vital weight and space saving benefits.

Pro 600HD - (6000 Hydrostatic Head)

Updated 600HD high-density oxford weave fabric provides the look and feel of a traditional awning, whilst remaining lightweight. This fabric balances the usability of man made fibres and the tactility of natural fabrics to create a technical, high performing fabric. This doesn't only create a sense of luxury, it provides vital weight and space saving benefits.

Pro 800HD - (6000 Hydrostatic Head)

This premium fabric is an innovative weave of ultra-fine, yarn-dyed polyester fibres, designed to create the luxurious look and feel of a traditional awning without the added weight. This fabric balances the usability of man made fibres and the tactility of natural fabrics, allowing it to perform better than heavier denier fabrics and create a sense of refined elegance.

Technology & Innovation

No longer just a caravan awning; today's modern Outdoor Revolution awnings represent the most advanced developments in awning technology and the very finest standards in British design and innovation. Outdoor Revolution are proud to be the industry innovators of inflatable awnings, to which our aim is to always listen to our customers needs when designing new products. Our 2020 range provides a broad and diverse awning collection with all models being fitted with our 4mm & 6mm Twin Piping System (TPS) for dual compatibility between caravans and motorhomes. A truly comprehensive range designed with something to suit everyone.

Our choice of technically advanced awning fabrics are specifically designed and selected for their specific qualities in durability, UV and fade resistance, weather proofing and with a high strength to weight ratio. Every awning design is fully weather tested in our purpose built rain house, simulating heavy rainfall comparable to a tropical storm. All our air tubes are pressure tested individually for a minimum of 72 hours before being installed into our awnings. Our inflation (DSV) and pressure relief (IF) valves are individually tested to precise high pressure tolerances in laboratory conditions before being installed into air tubes. Backed up with our air tube Lifetime Guarantee (IF DSV models), together with new innovations such as our Revolution Vario System (RVS) make your choice to buy an Outdoor Revolution awning a true investment.



The new Oxygen Windbreak (registered design) shown with the new Eclipse Pro 380 awning. See page 51.

AWNING SPECIFICATIONS - Quick Guide

		Motorhome features																																															
	Awning Depth (cm)	Fabric - 100HDE	Fabric - 180HDE	Fabric - 480HDE	Fabric - 600HD	Fabric - Pro 800HD	Fabric - Breathable Pro Climate	Frame - Oxygen Airframe	Frame - Dura-Tech (DSV-IF)	Lifetime air tube guarantee	Frame - Adjustable height steel frame	Frame - Fibreglass	Frame - Steel	Motorhome height model available	Fully heat taped waterproof seams	Waterproof Thread	Tinted anti glare PVC windows	Tinted roof windows	Diamond clear PVC windows	Side door Phoenix mesh	Zip out side doors	Zip out front doors	Zip back or zip up front doors	RVS compatible	Toggle in divider panel compatible	Under wing ventilation	Storm straps included	Reflective guylines	2 berth inner hanging points	Accessory Phoenix mesh side door	Accessory Phoenix mesh front door	Twin piping - 4mm & 6mm	Rear pad seal system	Mudwall	Draft skirt	Traditional curtains	Zip up blinds	Toggle in blinds	Adjustable webbing peg points	Lumi-Link compatible	Uplighter compatible	Manual air pump included	Annexe Available						
Porchlite 200	240	●									●			●					●	●			●						●			●	●	●	●		●	●	●	●									
Porchlite 200 Air	240	●						●						●					●	●			●						●			●	●	●	●			●	●	●	●			●					
Porchlite 260	240	●										●	●	●					●	●			●						●			●	●	●	●			●	●	●	●								
Porchlite 260 AIR	240	●						●						●					●	●			●						●			●	●	●	●			●	●	●	●			●					
E-Sport 325	250		●							●				●		●			●	●			●			●		●		●	●	●	●			●			●	●	●	●			●				
E-Sport 400	250		●							●				●		●			●	●			●			●		●		●	●	●	●			●			●	●	●	●			●				
E-Sport Air 325	250		●					●	●					●		●			●	●			●			●		●	●	●	●			●	●	●	●			●			●	●	●	●			
E-Sport Air 400	250		●					●	●					●		●			●	●			●			●		●	●	●	●			●	●	●	●			●			●	●	●	●			
Elan 280	280			●			●		●					●		●			●			●			●		●	●	●	●			●	●	●	●			●			●	●	●	●				
Elan 340	280			●			●		●					●		●			●			●			●		●	●	●	●			●	●	●	●			●			●	●	●	●				
Evora 260	280					●		●	●						●	●			●	●			●			●		●	●	●	●			●	●	●	●	●				●	●	●	●				
Evora 390	280					●		●	●						●	●			●	●			●			●		●	●	●	●			●	●	●	●	●				●	●	●	●				
Esprit 360 Pro S	310					●		●	●					●		●	●		●	●			●			●		●	●	●	●			●	●	●	●	●				●	●	●	●				
Esprit Pro 420	310					●		●	●					●		●	●		●	●			●			●		●	●	●	●			●	●	●	●	●				●	●	●	●				
Esprit Pro 420 RVS	310					●		●	●					●		●	●		●	●	●	●	●			●		●	●	●	●	●	●	●	●	●	●				●	●	●	●					
Eclipse Pro 380	280			●				●	●					●		●	●		●	●	●	●			●		●	●	●	●	●	●	●	●	●			●				●	●	●	●				
Eclipse 325	280				●			●	●					●		●	●		●	●			●			●		●	●	●	●			●	●	●	●	●			●			●	●	●	●		
Eclipse 420	280				●			●	●					●		●	●		●	●			●			●		●	●	●	●			●	●	●	●	●			●			●	●	●	●		
Tech-Line Canopy	240		●							●			●	●				●											●			●										●							
Summer Canopy	250		●									●		●															●			●											●						

PORCHLITE PORCH AWNINGS

AIR & POLED AWNINGS FOR CARAVAN & MOTORHOMES

NEW



Options for both caravans and motorhomes

Go Light - Go Porchlite!

New for 2020, the Outdoor Revolution range of Porchlite porch awnings are designed to offer both caravanners and motor homers a convenient, fast pitch awning shelter; stylishly providing all the essential features that you would expect in a high performance compact awning.

Covering the most popular widths of 200cm and 260cm in choices of both inflatable and traditional steel pole, including a tall option for motorhomes and a compact 200cm width fibreglass entry level model; this range is sure to become a firm favourite amongst campers looking for that perfect no fuss, short stay or touring, porch style awning. The single pole design (in both pole and air versions) offers the practicality, reliability and simplicity to ensure these porch awnings are always a breeze to pitch, both easily and speedily by anyone, particularly people who would normally struggle with larger heftier models.

Constructed from our tried and tested 100HDE high density all weather lightweight polyester fabric, providing that all important high strength to weight ratio for durability and protection. With fully taped waterproof seams throughout and a hydrostatic rating of 3000mm, these awnings are designed to be steadfast in some of the poorest of weather conditions that you may encounter.

For those hotter days, particularly when touring in warmer climates, the Porchlite range of porch awnings offers full side door mesh panels; perfect for ventilation whilst keeping out flying insects on those warm summer evenings.

All Porchlite awnings come with a draught skirt, manual inflation pump, (air models only) ground pegs and storage bag.

PORCHLITE 200 AIR



PORCHLITE 260 L AIR - (Motorhome version)



PORCHLITE 260 Air



PORCHLITE 200

CARAVAN // PORCH AWNING

...Compact & Stylish

The Porchlite 200 fibreglass pole framed porch awning is the most compact size in the all new Porchlite porch awning model line up. Designed with features to appeal to caravanners looking for a basic yet high quality, easy set up porch style awning and who prefer a pole frame set up. Boasting a left hand side mesh door for ventilation whilst keeping out flying insects on warm days, keeping the inside of the awning cool with ample air flow. As with all Porchlite models, fixing points have been added for an optional 2 berth clip in inner tent, perfect when additional sleeping space is needed. The zip up canopy style front door can be rolled and tied up or can be used as an effective sun canopy and an adequate shelter for outside cooking when used in conjunction with optional canopy poles, sold separately. A compact, lightweight porch awning addition for campers who prefer the simplicity of a pole framed porch awning.

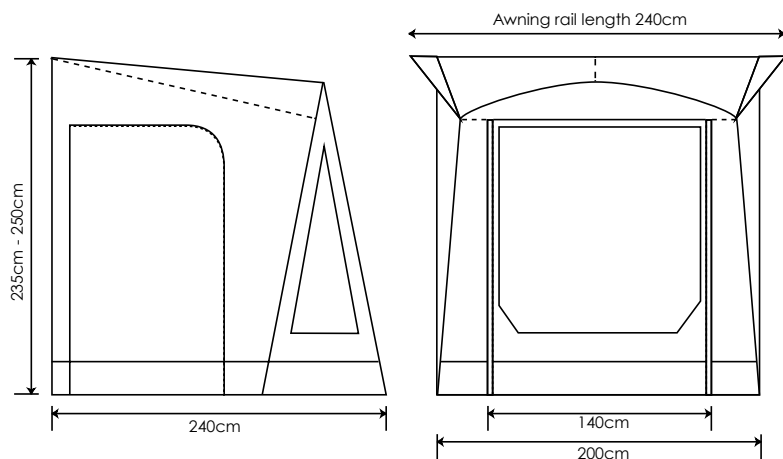


Shown above with canopy poles - available as an optional accessory.

PORCHLITE 200 Main Features

- 100 HDE, high density all weather lightweight fabric
- Impressive 3000mm hydrostatic head
- Robust, rigid, lightweight fibreglass pole frame
- Twin awning piping (4mm & 6mm)
- Adjustable telescopic roof tension pole
- Full zip up front canopy style door (*canopy poles sold separately*)
- Toggle in curtains
- Adjustable webbing peg points
- Clip in points for 2 berth bedroom inner tent
- Rear pad system (*pad poles sold separately*)
- Coordinated silver grey guylines with quick adjusters
- Left and right hand side zip back doors
- Phoenix mesh zip back ventilation/insect screen panel to left hand door
- Diamond clear PVC windows
- Storm strap anchor points
- Polyester draft exclusion to base of doors
- Lumi-Link compatible
- Polyester draft skirt, set of ground pegs, repair kit and carry bag included

Model	Width	Depth	Height	Weight	Pack Size
Porchlite 200	200cm	240cm	235-250cm	6.4kg	75 x 32 x 30 cm



Colour - Graphite/Steel Grey



Optional Extras:

- Treadlite breathable carpet
- Canopy Poles
- Rear pad poles
- 2 berth twilight micro polyester clip in inner tent
- Hanging storage pocket system



PORCHLITE 200 AIR

CARAVAN // AIR PORCH AWNING

...Compact & Stylish

OXYGEN
AIR FRAME



The most compact in the all new Porchlite range, the Porchlite 200 Air is a convenient, fast pitch, inflatable porch awning shelter, providing that extra bit of added living and storage space; making all the difference without any fuss or hassle. Fixing points have been added for an optional 2 berth clip in inner tent, perfect for additional sleeping space. The zip up canopy style front door on all Porchlite models provides a convenient sun shade for sitting outside and relaxing or alternatively an adequate shelter for outside cooking when used in conjunction with optional canopy poles, sold separately. Complemented with convenient left and right hand side zip back access doors with a full zip back breathable mesh ventilation panel to the left hand side door, allowing plenty of air flow inside to keep the awning cool for pets whilst keeping out flying insects. A perfect no fuss compact awning addition for short weekends away or a quick pitch touring solution that no caravan should be without.

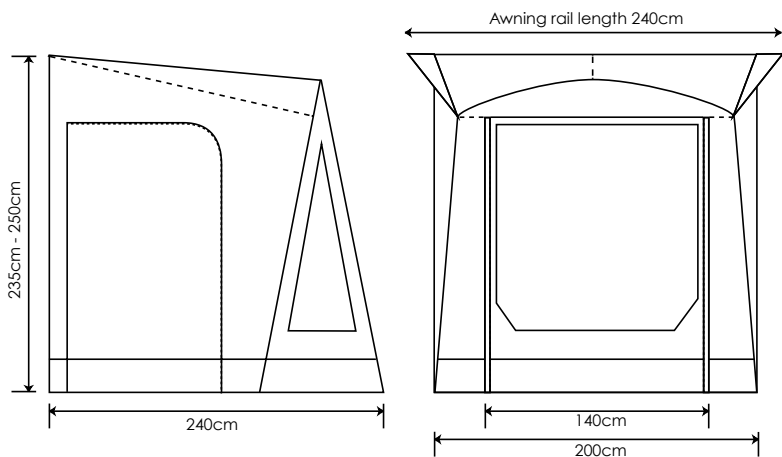


Shown above with canopy poles - available as an optional accessory.

PORCHLITE 200 AIR Main Features

- 100 HDE, high density all weather lightweight fabric
- Impressive 3000mm hydrostatic head
- Inflatable Oxygen Air Frame
- Boston inflation valve
- Twin awning piping (4mm & 6mm)
- Adjustable telescopic roof tension pole
- Full zip up front canopy style door (*canopy poles sold separately*)
- Toggle in curtains
- Adjustable webbing peg points
- Clip in points for 2 berth bedroom inner tent
- Rear pad system (*pad poles sold separately*)
- Coordinated silver grey guylines with quick adjusters
- Left and right hand side zip back doors
- Phoenix mesh zip back ventilation/insect screen panel to left hand door
- Diamond clear PVC windows
- Storm strap anchor points
- Polyester draft exclusion to base of doors
- Lumi-Link compatible
- Polyester draft skirt, double action manual air pump, set of ground pegs, repair kit and carry bag included

Model	Width	Depth	Height	Weight	Pack Size
Porchlite 200 Air	200cm	240cm	235-250cm	9.7kg	77 x 39 x 35cm



Colour - Graphite/Steel Grey  



Optional Extras:

- Treadlite breathable carpet
- Canopy Poles
- Rear pad poles
- 2 berth twilight micro polyester clip in inner tent
- Hanging storage pocket system



PORCHLITE 260 AIR / L

CARAVAN & MOTORHOME // AIR PORCH AWNING

...Compact & Stylish

OXYGEN
AIR FRAME



The most popular size in the all new Porchlite range, the Porchlite 260 Air is a convenient, fast pitch, inflatable porch awning shelter, available in 2 heights for caravans and motorhomes, providing additional living, sleeping and storage space. Fixing points have been added to accommodate an optional 2 berth clip in inner tent for sleeping; great for additional guests. The zip up canopy style front door on all Porchlite models provides a convenient sun shade for sitting outside and relaxing or alternatively an adequate shelter for outside cooking when used in conjunction with optional canopy poles, sold separately. Complemented with convenient left and right hand side zip back access doors with a full zip back breathable mesh ventilation panel to both sides, allowing plenty of air flow inside to keep the awning cool, essential for pets and keeping out flying insects. A perfect, versatile, lightweight, compact awning addition that no caravan holiday should be without.

NEW

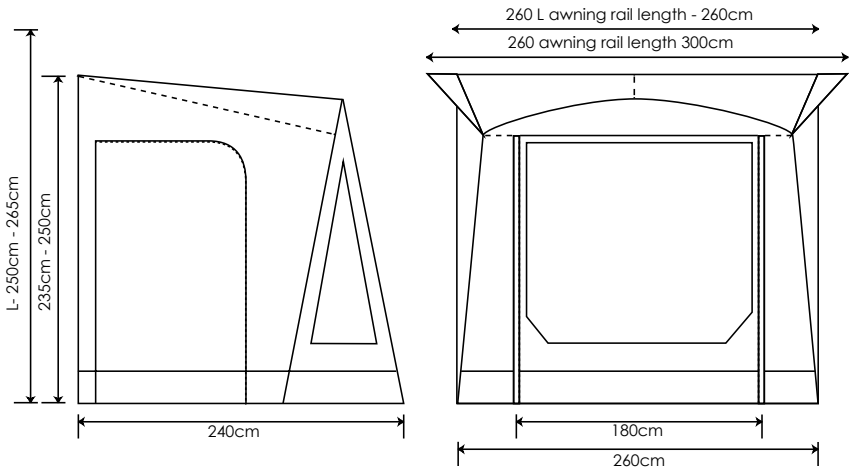


Shown above Porchlite 260 Air L motorhome porch awning. Canopy poles available as an optional accessory.

PORCHLITE 260 AIR /L/XL Main Features

- 100 HDE, high density all weather lightweight fabric
- Impressive 3000mm hydrostatic head
- Inflatable Oxygen Air Frame
- Boston inflation valve
- Twin awning piping (4mm & 6mm)
- Single adjustable telescopic roof tension pole
- Full zip up front canopy style door (*canopy poles sold separately*)
- Toggle in curtains
- Adjustable webbing peg points
- Clip in points for 2 berth bedroom inner tent
- Rear pad system (*pad poles sold separately*)
- Coordinated silver grey guylines with quick adjusters
- Left and right hand side zip back doors
- Phoenix mesh zip back ventilation/insect screen panels to both side doors
- Diamond clear PVC windows
- Storm strap anchor points
- Polyester draft exclusion to base of doors
- Lumi-Link compatible
- Polyester draft skirt, double action manual air pump, set of ground pegs, repair kit and carry bag included

Model	Width	Length	Height	Weight	Pack Size
Porchlite 260 Air	260cm	240cm	235-250cm	10.7kg	79 x 41 x 35cm
Porchlite 260 Air L	260cm	240cm	250-265cm	11.5kg	79 x 44 x 42cm



Colour - Graphite/Steel Grey



Optional Extras:

- Treadlite breathable carpet
- Canopy Poles
- Rear pad poles
- 2 berth twilight micro polyester clip in inner tent
- Roof pole tension kit (2 extra poles)
- Hanging storage pocket system



PORCHLITE 260

CARAVAN // STEEL POLE PORCH AWNING

...Compact & Stylish

The Porchlite 260 is a steel pole version of the popular Porchlite 260 Air; a convenient, fast pitch, porch style awning shelter for caravans, providing additional living, sleeping and storage space. Bestowed with all the same features as the air version, including fixing points to accommodate the optional 2 berth clip in inner tent for sleeping additional guests. A zip up canopy style front door is featured as in all Porchlite models, providing sun shade for sitting outside and relaxing or alternatively an adequate shelter for outside cooking when used in conjunction with optional canopy poles, sold separately. Complemented with convenient left and right hand side zip back access doors with a full zip back breathable mesh ventilation panels to both sides, allowing plenty of air flow inside to keep the awning cool, essential for pets and keeping out flying insects. A versatile, lightweight compact steel frame porch style awning for campers who prefer a traditional steel frame.

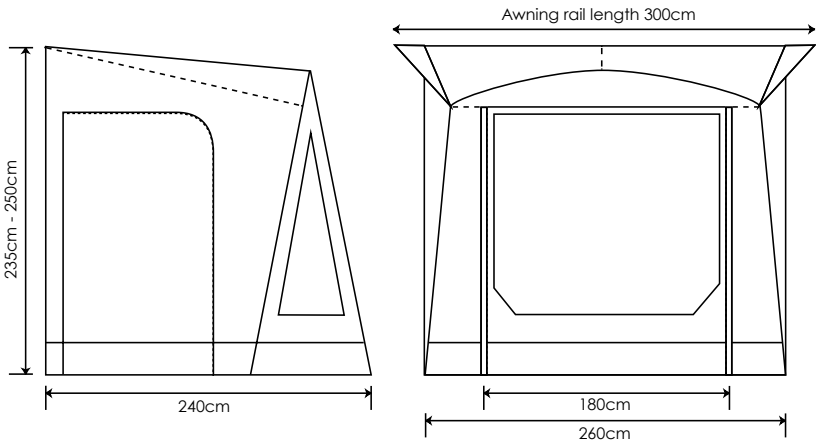


Shown above with canopy poles - available as an optional accessory.

PORCHLITE 260 Main Features

- 100 HDE, high density all weather lightweight fabric
- Impressive 3000mm hydrostatic head
- Rigid steel pole frame
- Twin awning piping (4mm & 6mm)
- Adjustable telescopic roof tension pole
- Full zip up front canopy style door (*canopy poles sold separately*)
- Toggle in curtains
- Adjustable webbing peg points
- Clip in points for 2 berth bedroom inner tent
- Rear pad system (*pad poles sold separately*)
- Coordinated silver grey guylines with quick adjusters
- Left and right hand side zip back doors
- Phoenix mesh zip back ventilation/insect screen panels to both side doors
- Diamond clear PVC windows
- Storm strap anchor points
- Polyester draft exclusion to base of doors
- Lumi-Link compatible
- Polyester draft skirt, set of ground pegs, repair kit and carry bag included

Model	Width	Depth	Height	Weight	Pack Size
Porchlite 260	260cm	240cm	235-250cm	10.7kg	79 x 41 x 35cm



Colour - Graphite/Steel Grey



- Optional Extras:**
- Treadlite breathable carpet
 - Canopy Poles
 - Rear pad poles
 - 2 berth twilight micro polyester clip in inner tent
 - Roof pole tension kit
 - Hanging storage pocket system



E-SPORT 325/400

CARAVAN // STEEL POLED AWNING

...Modern Classic

Following on from the success of our air version, the Outdoor Revolution E-Sport 325 and 400 steel poled awning, delivers quality and performance in this must have pole-and-sleeve premium awning. Like the Air versions, the E-Sport 325 and 400 are made from a high-performance, waterproof 480HDE double ripstop fabric. The awning features an adjustable front leg height on the steel pole frame, and also an adjustable telescopic front roof bar for tension. Breathability is vitally important in all our awnings, which is why we have added extra ventilation in the form of zip-in mesh onto the side doors. There is also an optional annexe available to purchase alongside this product, which is compatible with both side doors.



E-SPORT 400/325 Main Features

- 480 HDE, double ripstop high density all weather premium fabric
- Impressive 6000mm hydrostatic head
- Rigid steel pole frame with fully height adjustable front poles
- Twin awning piping (4mm & 6mm)
- Adjustable telescopic steel front roof tension pole
- Full zip back front doors
- Zip up leaf design curtains
- Adjustable webbing peg points
- Clip in points for 2 berth bedroom inner tent
- Rear pad system (*pad poles sold separately*)
- Coordinated silver grey guylines with quick adjusters
- Zip out left and right hand side doors to take the E-Sport Annexe
- Phoenix mesh ventilation/insect screen panels to left and right hand side doors
- Tinted anti glare PVC windows
- Storm strap anchor points
- Polyester draft exclusion to base of doors
- Left and right hand under wing ventilation with Velcro down storm covers
- Lumi-Link compatible
- Polyester draft skirt, set of ground pegs, repair kit and carry bag included



Colour - Graphite/Ivory



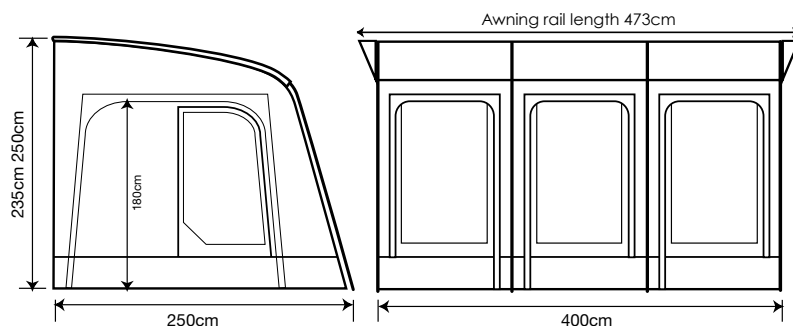
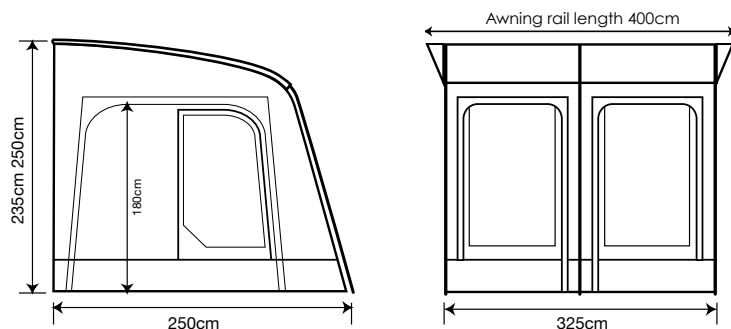
Optional Extras:

- Treadlite breathable carpet
- E-Sport annexe
- Rear pad poles
- 2 berth twilight micro polyester clip in inner tent
- Lumi Link lighting system
- Hanging storage pocket system



Side door mesh ventilation/insect screen panels.

Model	Width	Depth	Height	Weight	Pack Size
E-Sport 325	325cm	250cm	235-250cm	19.5kg	80x39x34cm
E-Sport 400	400cm	250cm	235-250cm	25.5kg	80x47x37cm



E-SPORT AIR 325

CARAVAN / MOTORHOME // AWNING

...Modern Classic

OXYGEN
AIR FRAME



The E-Sport Air 325 caravan awning is a popular single point inflation caravan awning which remains a firm favourite amongst caravanners looking for a lightweight high performance awning. We understand the importance of privacy in our awnings, which is why we have added tinted windows and zip-in curtains. Offering a generous living space with the option of adding an annexe on either the left or right hand side, the E-Sport Air 325 is a premium lightweight caravan awning, perfect for couples and small families. Available in three height options: standard, large and extra-large; making it compatible with a wide range of caravans and motorhomes. The E-Sport 325 L and XL motorhome versions have been designed with a double pitched roof, giving plenty of top clearance between the side door and the awning roof on high side door motorhome models. The L and XL motorhome sized versions are also around 10kg lighter in weight than other competitor motorhome awnings, therefore easier for attaching to your wind out motorhome canopy and causing less stress on the wind out mechanism.



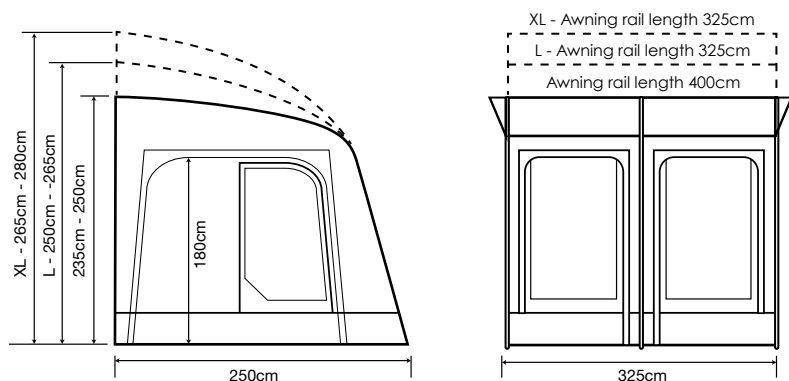
Options for both caravans and motorhomes

E-Sport Air 325 Main Features

- 480 HDE, double ripstop high density all weather premium fabric
- Impressive 6000mm Hydrostatic head
- Inflatable Dura-tech welded tube Oxygen Air Frame
- **LIFETIME GUARANTEE on the Air Frame System** (*T's & C's apply*)
- Dynamic Speed Valve & Intelligent Frame Relief Valve
- Twin awning piping (4mm & 6mm)
- Full zip back front doors
- Zip up leaf print curtains
- Zip out left and right hand side doors to take the E-Sport Annexe (compatible with E-Sport Annexe to both sides)
- Phoenix mesh ventilation/insect screen panels to left and right hand side doors
- E-Sport Air 325 L and XL motorhome versions with double pitched roof for motorhome side door roof clearance
- Tinted anti glare windows
- Polyester draft exclusion
- Polyester draft skirt
- Left and right hand under wing ventilation (*L & XL motorhome models without side wings*) with Velcro down storm covers
- Lumi-Link and Up/Down Lighter compatible
- Manual double action fast inflation air pump
- Includes endurance storm straps



Model	Width	Depth	Height	Weight	Pack Size
E-Sport Air 325	325cm	250cm	235-250cm	16.1kg	80x45x31cm
E-Sport Air 325 L	325cm	250cm	250-265cm	16.5kg	80x45x31cm
E-Sport Air 325 XL	325cm	250cm	265-280cm	17kg	80x45x31cm
E-Sport Annexe	200cm	220cm	-	5.6kg	76x23x21cm



E-Sport Air 325 XL motorhome model.



Colour - Graphite/Ivory



Optional Extras:

- Shaped treadlite breathable carpet
- E-Sport annexe
- 2 berth twilight micro polyester clip in inner tent
- Rear pad poles
- Lumi Link & Up/Down Lighter systems
- Hanging storage pocket system



E-Sport Annexe - Sold separately

E-SPORT AIR 400

CARAVAN // AWNING

...Modern Classic

OXYGEN AIR FRAME



This larger four metre E-Sport Air 400, boasts all the features of the 325 with the added luxury of extra space. The Single Inflation Point System makes erecting the awning easy and hassle free. When selecting fabrics for our awnings, we only use the highest quality, which is why for this awning we have selected the durable, high-performance 480HDE fabric. To allow the user privacy in the awning, we have added tinted windows and zip-in curtains. For those who require extra space in addition to their E-Sport Air 400, an annexe can be purchased to compliment the awning, which can be fitted to both the left and right-hand side. This spacious inflatable caravan awning is the perfect choice for large families who are looking for that additional space adjacent to their caravan.

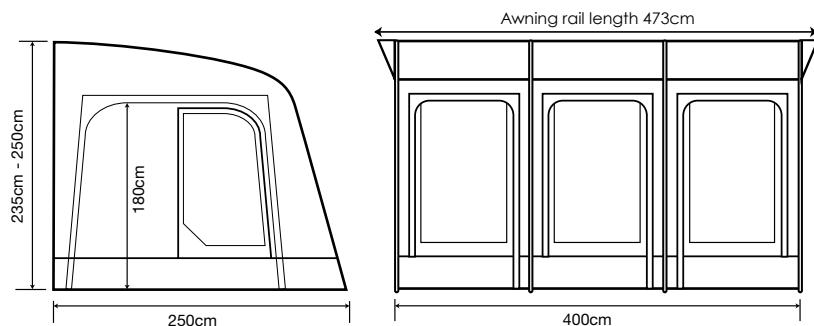


E-Sport Air 400 Main Features

- 480 HDE, double ripstop high density all weather premium fabric
- Impressive 6000mm Hydrostatic head
- Inflatable Dura-tech welded tube Oxygen Air Frame
- **LIFETIME GUARANTEE on the Air Frame System** (*T's & C's apply*)
- Dynamic Speed Valve & Intelligent Frame Relief Valve
- Twin awning piping (4mm & 6mm)
- Full zip back front doors
- Zip up leaf print curtains
- Zip out left and right hand side doors to take the E-Sport Annexe (compatible with E-Sport Annexe to both sides)
- Phoenix mesh ventilation/insect screen panels to left and right hand side doors
- Tinted anti glare windows
- Polyester draft exclusion
- Polyester draft skirt
- Left and right hand under wing ventilation with Velcro down storm covers
- Lumi-Link and Up/Down Lighter compatible
- Manual double action fast inflation air pump
- Includes endurance storm straps



Model	Width	Depth	Height	Weight	Pack Size
E-Sport Air 400	400cm	250cm	235-250cm	18.7kg	80x47x37cm
E-Sport Annexe	200cm	220cm	-	5.6kg	76x23x21cm



Colour - Graphite/Ivory



Optional Extras:

- Treadlite breathable carpet
- E-Sport annexe
- Rear pad poles
- 2 berth twilight micro polyester clip in inner tent
- Lumi Link & Up/Down Lighter systems
- Hanging storage pocket system



E-SPORT ANNEXE

SLEEPING ANNEXE

Compatible with both the left and right side of the E-Sport and E-Sport Air awnings, this poled annexe provides a generous space for sleeping or storage. It comes complete with a detachable micro polyester inner tent, allowing it to be used as a bedroom - suitable for sleeping up to two adults or three children. Rear ventilation points positioned in the annexe create a breathable sleeping environment and the polyester draught excluder prevents cold air entering inside the annexe in the cooler months.

Main Features

- 480 HDE, double ripstop high density all weather premium fabric
- Impressive 6000mm Hydrostatic head
- Single steel pole frame system
- Fully taped waterproof seams throughout
- Toggle in micro polyester sleeping inner tent with darkened 'Twilight' fabric for an uninterrupted nights sleep with waterproof PE fully sewn in groundsheet and side storage pockets
- Rear ventilation with adjustable cover

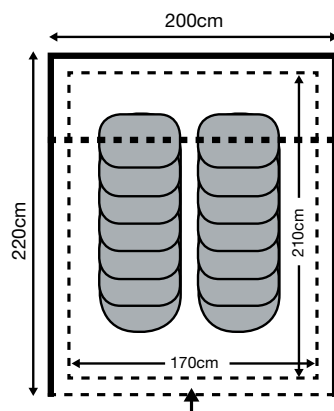
Colour - Graphite/Ivory



Model	Width	Depth
E-Sport Annexe	200cm	220cm

Weight - 5.6kg

Pack Size - 76x23x21cm



2 BERTH INNER TENT

CLIP IN SLEEPING INNER TENT

Clip in sleeping inners are a convenient way to create sleeping space that can be easily put up and taken down as required. The 2 berth inner tent is compatible with most Outdoor Revolution models throughout the tent, driveway and awning ranges. The all new darkened twilight grey micro polyester fabric, added mesh ventilation and waterproof PE groundsheet, all contribute to give Outdoor Revolution's inner tents a more comfortable quality night's sleep.

Model	Width	Depth
2 Berth Inner	205cm	135cm

Colour - Twilight Grey



Weight - 1.5kg

Pack Size - 110x30x38cm



ELAN CANOPY

ZIP ON FRONT CANOPY FOR ELAN 280 / 340

The Elan canopy is an optional zip on canopy, compatible with both the 280 & 340 Elan porch awning models. Perfect for providing shade from the sun on hot days and shelter from the occasional rain shower.

Made from the same 600HD all weather premium fabric as the main awnings, the Elan canopy not only looks the part, but also adds real functionality to your weekend porch awning. The single front steel pole design gives the canopy real strength in a stiff breeze when used in conjunction with Outdoor Revolution storm straps.

Model	Width	Depth	Front Height
Elan Canopy	170cm	180cm	200cm

Colour - Ivory



Weight - 5.3kg

Pack Size - 76x15.5x13.5cm



Elan 280

CARAVAN // PORCH AWNING

...Classic Weekender

OXYGEN AIR FRAME



Outdoor Revolution's Elan 280 is a versatile, lightweight porch awning, providing that essential space alongside your caravan. This compact caravan awning is perfect for couples on weekend caravanning trips, and its Single Point Inflation system makes set up effortlessly easy. The traditional feel 600HD fabric is both lightweight and durable and the light-coloured roof material reflects heat to maintain a comfortable temperature inside the awning. Windows are tinted to reduce glare, and the zip-in curtains provide privacy at night. A complimentary draught skirt and PVC draught excluder trap heat in the awning during cooler weather. The side doors feature Phoenix Mesh (an assisted healing snag proof smart material) which allows air to circulate the awning, whilst keeping insects out. The optional Elan Canopy can be purchased alongside this product, providing a stylish shelter on the front of the awning.



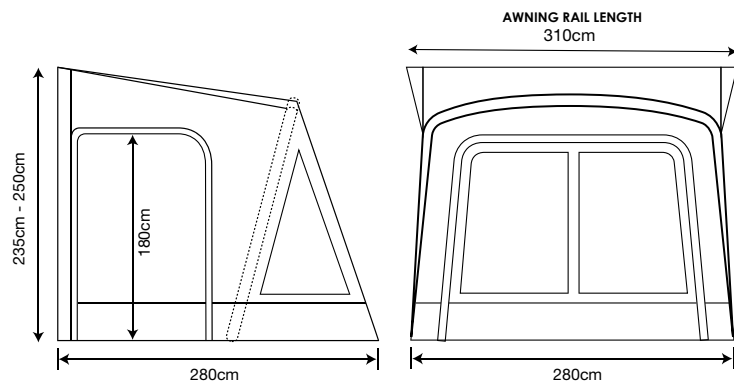
Shown with optional Elan Canopy.

Elan 280 Main Features

- 600 HD, high density all weather premium fabric
- Impressive 6000mm Hydrostatic head
- Inflatable single tube Oxygen Air Frame
- **LIFETIME GUARANTEE on the Air Frame System** (*T's & C's apply*)
- Dynamic Speed Valve & Intelligent Frame Relief Valve
- Twin awning piping (4mm & 6mm)
- Full zip back front door
- Zip up curtains
- Zip back left and right hand side doors.
- Phoenix mesh ventilation/insect screen panels to left and right hand side doors
- Tinted anti glare windows
- PVC draft exclusion
- PVC draft skirt
- Left and right hand under wing ventilation with Velcro down storm covers
- Lumi-Link and Up/Down Lighter compatible
- Manual double action fast inflation air pump
- Includes endurance storm straps



Model	Width	Depth	Height	Weight	Pack Size
Elan 280	280cm	280cm	235-250cm	16.9kg	76x32x35cm



Colour - Graphite/Ivory



Optional Extras:

- Treadlite breathable carpet
- Elan canopy
- Rear pad poles
- 2 berth twilight micro polyester clip in inner tent
- Lumi Link & Up/Down Lighter systems
- Hanging storage pocket system



ELAN 340

CARAVAN // PORCH AWNING

...Classic Weekender

OXYGEN AIR FRAME



The perfect choice for small families looking for a lightweight air-framed awning to complement their caravan. The Elan 340's Single Point Inflation system makes erecting your awning quick and easy. A traditional feel 600HD fabric has been used on this awning due to its lightweight and durable properties. The light-coloured roof material reflects heat to maintain a comfortable temperature inside the awning and tinted windows successfully reduce glare. Zip-in curtains on the windows provide the option of privacy at night. We know the importance of breathability in our awnings, which is why we have added Phoenix Mesh (an assisted healing snag proof smart material) to the awning's side doors. This material keeps insects out whilst still providing a pleasant air flow into the awning. An Elan Canopy can be also be purchased for the Elan 340, which adds a stylish shelter onto the front of the awning.

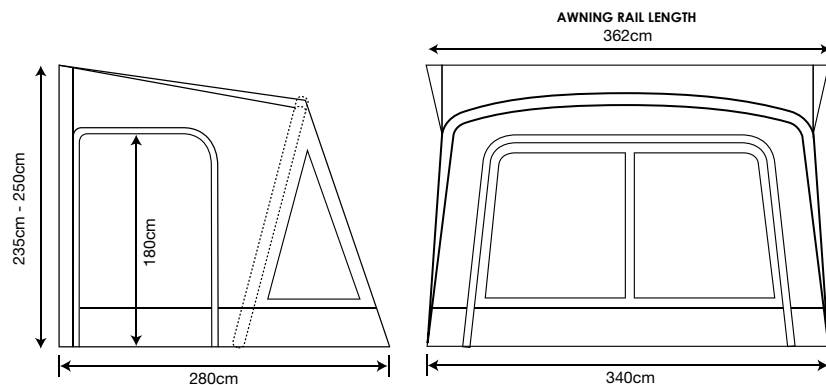


Elan 340 Main Features

- 600 HD, high density all weather premium fabric
- Impressive 6000mm Hydrostatic head
- Inflatable single tube Oxygen Air Frame with roof tension pole
- **LIFETIME GUARANTEE on the Air Frame System** (*T's & C's apply*)
- Dynamic Speed Valve & Intelligent Frame Relief Valve
- Twin awning piping (4mm & 6mm)
- Full zip back front door
- Zip up curtains
- Zip back left and right hand side doors.
- Phoenix mesh ventilation/insect screen panels to left and right hand side doors
- Tinted anti glare windows
- PVC draft exclusion
- PVC draft skirt
- Left and right hand under wing ventilation with Velcro down storm covers
- Lumi-Link and Up/Down Lighter compatible
- Includes endurance storm straps
- Manual double action fast inflation air pump



Model	Width	Depth	Height	Weight	Pack Size
Elan 340	340cm	280cm	235-250cm	18.5kg	78x36x36cm



Colour - Graphite/Ivory



Optional Extras:

- Treadlite breathable carpet
- Elan canopy
- Rear pad poles
- 2 berth twilight micro polyester clip in inner tent
- Lumi Link & Up/Down Lighter systems
- Hanging storage pocket system



Full side door mesh ventilation / insect screen panel

EVORA 260 Pro.Climate.

CARAVAN // BREATHABLE AWNING

...Breath of Fresh Air

OXYGEN
AIR FRAME



Outdoor Revolution's breathable Pro Climate fabric is what makes the Evora a firm favourite amongst caravanners holidaying in Europe. The compact size of the Evora 260 Pro Climate is a preferred choice for small families and couples requiring additional sleeping or living space alongside their caravan. A Dura-Tech Single Point Inflation System forms the frame of the awning, allowing a durable, strong awning that can be erected quickly and easy. The breathability of this fabric helps to reduce internal temperatures and condensation, whilst zip-in Phoenix Mesh side doors (an assisted healing snag proof smart material) keep out insects and aid air-flow, along with numerous ventilation points. The Evora 260 Pro Climate comes complete with white sliding curtains for each tinted window, providing additional privacy when necessary, as well as giving the awning a traditional-feel. An optional annexe can be zipped to either side of this awning to add even more usable sleeping and storage space.



It's COOLER in Pro.Climate.

Evora 260 Main Features

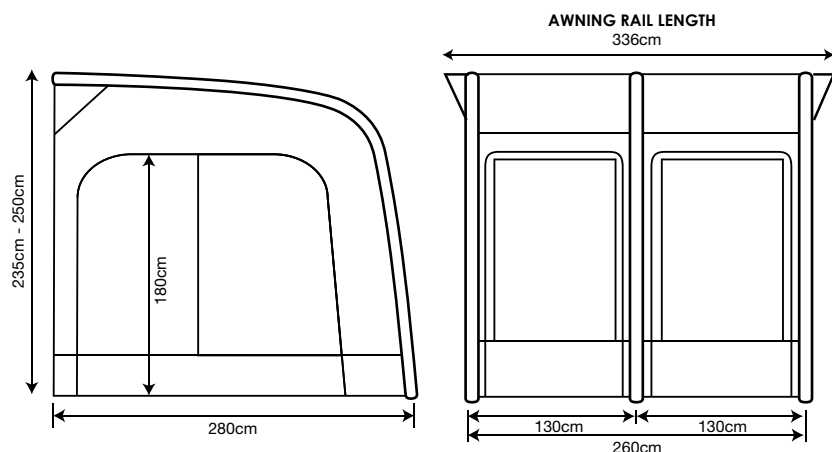
- **Pro Climate** high density all weather premium BREATHABLE fabric
- Impressive 6000mm Hydrostatic head
- Inflatable Dura-tech fully welded tube Oxygen Air Frame system
- **LIFETIME GUARANTEE on the Air Frame System** (*T's & C's apply*)
- Dynamic Speed Valve & Intelligent Frame Relief Valve
- Twin awning piping (4mm & 6mm)
- Fully zip back front doors
- Traditional draw back leaf design curtains with tie backs
- Zip back left and right hand side doors.
- Phoenix mesh ventilation/insect screen panels to left and right hand side doors
- Left and right hand under wing ventilation with Velcro down storm covers
- Tinted anti glare windows
- PVC draft exclusion
- PVC draft skirt
- 2 berth inner tent hanging points
- Reflective guy lines
- Lumi-Link and Up/Down Lighter compatible
- Includes endurance storm straps
- Manual double action fast inflation air pump



Model	Width	Depth	Height	Weight	Pack Size
Evora 260	260cm	280cm	235-250cm	24.9kg	82x52x39cm
Evora Annexe	200cm	225cm	-	9.1kg	73x24x24cm



Fully zip back front doors.



Colour - Graphite/Steel Blue



Pro.Climate.

Optional Extras:

- Treadlite breathable carpet
- Evora Pro Climate breathable annexe
- Rear pad poles
- 2 berth twilight micro polyester clip in inner tent
- Evora 260 Lounge Liner
- Lumi Link & Up/Down Lighter systems
- Hanging storage pocket system



EVORA 390 Pro.Climate.

CARAVAN // BREATHABLE AWNING

...Breath of Fresh Air

OXYGEN
AIR FRAME



The ideal caravan awning for those venturing into Europe and beyond thanks to its breathable Pro Climate fabric. Popular with families, this larger Evora is great for those who require that extra space outside of their caravan. The awning features a Dura-Tech Single Point Inflation System, allowing a durable, strong awning that can be erected quickly and easy. The breathability of the Pro Climate fabric helps to reduce internal temperatures and condensation, whilst zip-in Phoenix Mesh side doors (an assisted healing snag proof smart material) keep out insects and aids air-flow, along with numerous ventilation points. Large panoramic tinted windows bring the outside in, whilst reducing glare from the sun. White sliding traditional curtains line the awning's windows, allowing extra privacy when required. An optional annexe can also be purchased to zip onto either side of the Evora 390 Pro Climate, making it the ultimate cavernous breathable caravan awning.




The COOLEST awnings this summer
are made from **Pro.Climate.**

Shown with optional Evora Pro Climate breathable sleeping annexe.

Evora 390 Main Features

- **Pro Climate** high density all weather premium BREATHABLE fabric
- Impressive 6000mm Hydrostatic head
- Inflatable Dura-tech fully welded tube Oxygen Air Frame system
- **LIFETIME GUARANTEE on the Air Frame System** (*T's & C's apply*)
- Dynamic Speed Valve & Intelligent Frame Relief Valve
- Twin awning piping (4mm & 6mm)
- Fully zip back front doors
- Traditional draw back leaf design curtains with tie backs
- Zip back left and right hand side doors.
- Phoenix mesh ventilation/insect screen panels to left and right hand side doors
- Left and right hand under wing ventilation with Velcro down storm covers
- Tinted anti glare windows
- PVC draft exclusion
- PVC draft skirt
- 2 berth inner tent hanging points
- Reflective guy lines
- Lumi-Link and Up/Down Lighter compatible
- Includes endurance storm straps
- Manual double action fast inflation air pump

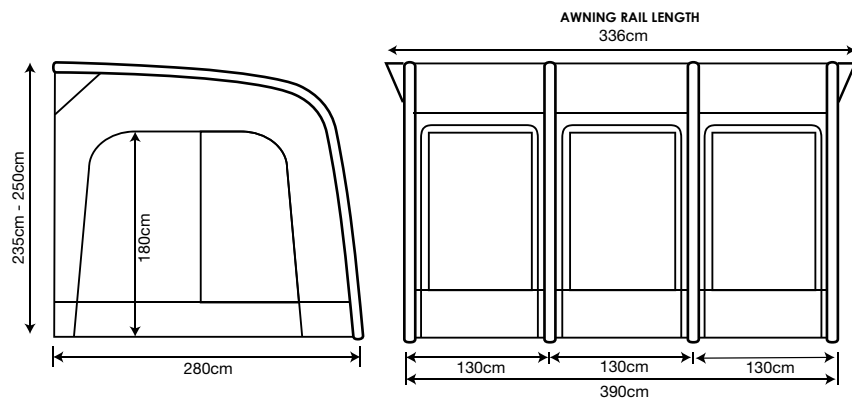


The light and airy interior of the breathable Evora 390 Pro Climate awning .



Shown on a left hand continental caravan.

Model	Width	Depth	Height	Weight	Pack Size
Evora 390	390cm	280cm	235-250cm	31.3kg	82x58x40cm
Evora Annexe	200cm	225cm	-	9.1kg	73x24x24cm



Colour - Graphite/Steel Blue



Pro.Climate.

Optional Extras:

- Treadlite breathable carpet
- Evora Pro Climate breathable annexe
- Rear pad poles
- 2 berth twilight micro polyester clip in inner tent
- Evora 390 Lounge Liner
- Lumi Link & Up/Down Lighter systems
- Hanging storage pocket system



EVORA ANNEXE

PRO CLIMATE BREATHABLE ANNEXE

Compatible with both the left and right side of the Evora Pro Climate awnings, this poled annexe provides a generous space for sleeping or storage. The annexe's integrated cool grey micro polyester inner tent allows the space to be used for sleeping, with room to sleep two adults or three children. Alternatively, the annexe can be used as extra storage outside of your caravan. Rear ventilation points positioned in the annexe create a breathable sleeping environment and the polyester draught excluder prevents cold air entering the annexe in the cooler months

Pro.Climate.

Main Features

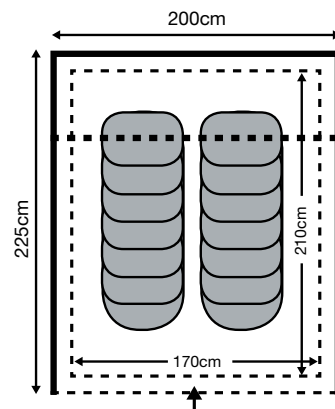
- **Pro Climate** high density all weather premium BREATHABLE fabric
- Impressive 6000mm Hydrostatic head
- Single steel pole frame system
- Fully taped waterproof seams throughout
- Toggle in micro polyester sleeping inner tent with darkened 'Twilight' fabric for an uninterrupted nights sleep with waterproof PE fully sewn in groundsheet and side storage pockets
- PVC draft exclusion
- Reflective guylines
- Rear ventilation with adjustable cover

Model	Width	Depth
Evora Annexe	200cm	225cm

Colour - Graphite/Steel Blue

Weight - 9.1kg

Pack Size - 73x24x24cm



AIR POD INNER TENT

The Air Pod Inflatable Inner Tent is the perfect sleeping solution for unexpected or last minute guests. The versatility of this inflatable inner tent allows it to be placed anywhere inside your caravan awning, driveaway awning or tent. Constructed using Dura-tech single point inflation technology with Dura-welded low diameter air tubes; this clever inner tent can be inflated and placed in position in a matter of seconds. Nothing could be quicker or simpler!

Incorporating our acclaimed Phoenix Mesh zip back front panel for added breathability, cool grey Micro Polyester fabric, internal accessory pockets, Lumi-Lite lantern hanging point and waterproof PE sewn groundsheet...

Fabric - Cool Grey Micro Polyester

Ventilation - Phoenix Mesh

Size - Width: 210cm x Depth: 135cm x Height: 115cm

Weight - 2.6kg

Pack Size - 60x33x31cm

Dura-tech
SINGLE POINT INFLATION TECHNOLOGY



PRO WINDBREAK

The Pro Windbreak is designed to complement the range of Outdoor Revolution caravan awnings. Made from our Premium Luxury 800 HD Pro fabric, the Pro Windbreak is 500cm in length and is 140cm tall. 4 take apart steel poles ensure the windbreak has a sturdy structure to stand up in a good stiff breeze. Each end panel has awning channel beading to attach direct into your caravan vertical awning channel.

Incorporating clear PVC panels, peg down bungee loops, reflective taping and comes complete with reflective guylines and steel pegs.

Fabric - 800 HD Pro Premium Luxury Fabric

Poles - Steel take apart poles in graphite grey

Window: Clear PVC

Size - Width: 500cm x Height: 140cm

Complete with carry/storage bag



ESPRIT 360 Pro^S

CARAVAN // PREMIUM LUXURY AWNING

...Premium Luxury

OXYGEN
AIR FRAME



The Esprit 360 Pro^S - leading the way for the next generation in premium caravan awnings. This technically advanced awning air frame has been reinforced with a four-tube fully welded structure for more stability, whilst still operating with the Dura-Tech Single Point Inflation System; making it exceptionally quick and easy to inflate. A Pro 800HD yarn dyed fabric has been used for the Esprit 360 Pro, providing fade resistance durability and a luxury feel to the awning. Phoenix Mesh doors (an assisted healing snag proof smart material) keep insects out whilst still allowing air to flow through the awning, creating a comfortable, breathable environment. The awning's windows and side doors can be zipped open and rolled back to create a canopy style awning, or zipped in and curtains closed to provide additional privacy. A Pro Conservatory Annexe can be purchased to attach to both the left and right-hand side of the awning. Complete the look with our brand-new Pro Windbreak – created specially to compliment the Pro awning range.

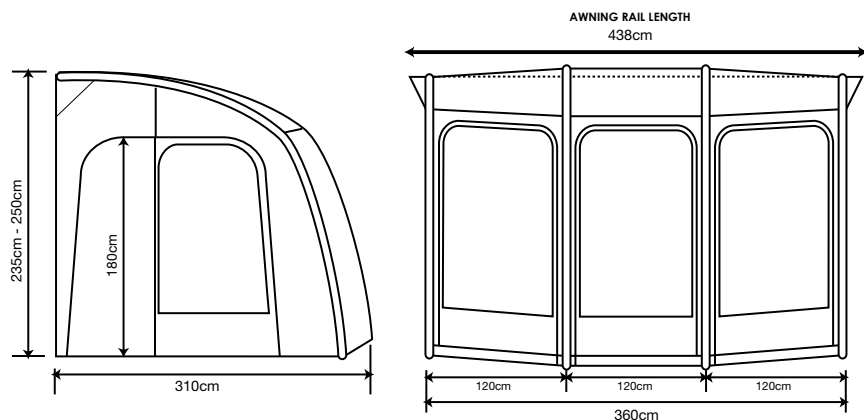


Esprit 360 Pro S Main Features

- **Pro 800HD** high density yarn dyed fade resistant all weather premium luxury fabric
- Impressive 6000mm Hydrostatic head
- Inflatable Dura-tech fully welded tube Oxygen Air Frame system
- **LIFETIME GUARANTEE on the Air Frame System** (T's & C's apply)
- Dynamic Speed Valve & Intelligent Frame Relief Valve
- Twin awning piping (4mm & 6mm)
- Fully zip back front doors
- Traditional draw back leaf design curtains with tie backs
- Zip back left and right hand side doors.
- Phoenix mesh ventilation/insect screen panels to left and right hand side doors
- Left and right hand under wing ventilation with Velcro down storm covers
- Tinted anti glare windows
- Tinted anti glare roof windows
- PVC draft exclusion
- PVC draft skirt
- 2 berth inner tent hanging points
- Reflective guy lines
- Lumi-Link and Up/Down Lighter compatible
- Includes endurance storm straps
- Manual double action fast inflation air pump



Model	Width	Depth	Height	Weight	Pack Size
Esprit 360 Pro S	360cm	310cm	235-250cm	29.8kg	82x53x43cm
Esprit Pro Annexe	200cm	220cm	-	12.2kg	76x34x26cm



Colour - Graphite/Platinum Grey  



Optional Extras:

- Treadlite breathable carpet
- Esprit conservatory annexe
- Rear pad poles
- 2 berth twilight micro polyester clip in inner tent
- Esprit 360 Lounge Liner
- Lumi Link & Up/Down Lighter systems
- Hanging storage pocket system



Phoenix mesh ventilation/insect screens to both side door panels.

ESPRIT 420 Pro

CARAVAN // PREMIUM LUXURY AWNING

...Premium Luxury

OXyGEN
AIR FRAME



An Outdoor Revolution best seller, the Esprit 420 Pro premium caravan awning returns for another year with its stylish design and wealth of features. The awning's air frame is made with Dura-Tech Single Point Inflation System, making it quick and easy to inflate. Made using the durable and luxurious Pro 800HD fabric, the large Esprit 420 Pro is a sound choice amongst families and those with pets. The awning's Phoenix Mesh doors (an assisted healing snag proof smart material) keep insects out whilst still allowing ambient air to flow through the awning, creating a comfortable, breathable environment. The awning's windows and side doors can be zipped open and rolled back to create a canopy style awning, or zipped in and curtains closed to provide additional privacy. For those requiring even more space, a Pro Conservatory Annexe can be purchased to attach to both the left and right-hand side of the awning. Complete the look with our brand-new Pro Windbreak – created specially to compliment the Pro awning range.

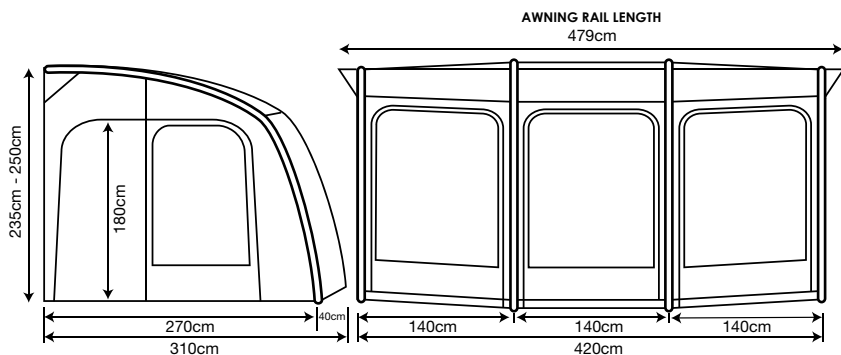


Esprit 420 Pro Main Features

- **Pro 800HD** high density yarn dyed fade resistant all weather premium luxury fabric
- Impressive 6000mm Hydrostatic head
- Inflatable Dura-tech fully welded tube Oxygen Air Frame system
- **LIFETIME GUARANTEE on the Air Frame System** (*T's & C's apply*)
- Dynamic Speed Valve & Intelligent Frame Relief Valve
- Twin awning piping (4mm & 6mm)
- Fully zip back front doors
- Traditional draw back leaf design curtains with tie backs
- Zip back left and right hand side doors.
- Phoenix mesh ventilation/insect screen panels to left and right hand side doors
- Left and right hand under wing ventilation with Velcro down storm covers
- Tinted anti glare windows
- Tinted anti glare roof windows
- PVC draft exclusion
- PVC draft skirt
- 2 berth inner tent hanging points
- Reflective guy lines
- Lumi-Link and Up/Down Lighter compatible
- Includes endurance storm straps
- Manual double action fast inflation air pump



Model	Width	Depth	Height	Weight	Pack Size
Esprit 420 Pro	420cm	310cm	235-250cm	31.9kg	78x47x47cm
Esprit Pro Annexe	200cm	220cm	-	12.2kg	76x34x26cm



Colour - Graphite/Platinum Grey



Optional Extras:

- Treadlite breathable carpet
- Esprit Pro conservatory annexe
- Rear pad poles
- 2 berth twilight micro polyester clip in inner tent
- Esprit 420 Lounge Liner
- Lumi Link & Up/Down Lighter systems
- Hanging storage pocket system



PRO CONSERVATORY

CARAVAN // PREMIUM LUXURY ANNEXE

...Premium Luxury

OXYGEN AIR FRAME



A must have accessory for the Esprit 360 Pro^S and Esprit 420 Pro, the Pro Conservatory annex provides bright and spacious conservatory area in addition to your Esprit awning. The annexe is extremely versatile as it can be attached to either side of the awnings. It also comes complete with an internal divider, two-berth inner tent and sliding traditional curtains. Zip-back side and rear doors allow quick and easy access to the annexe without having to go through the awning or you can open all three doors for an open canopy, perfect on warm evenings.



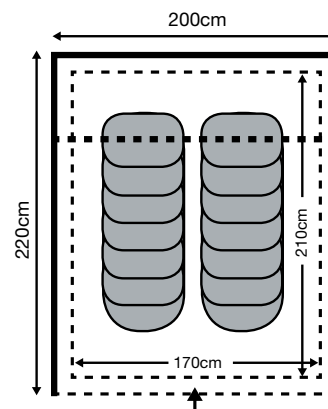
Pro Conservatory Main Features

- **Pro 800HD** high density yarn dye fade resistant all weather premium luxury fabric
- Impressive 6000mm Hydrostatic head
- Inflatable single tube Oxygen Air Frame system
- **LIFETIME GUARANTEE on the Air Frame System** (*T's & C's apply*)
- Dynamic Speed Valve & Intelligent Frame Relief Valve
- Fully taped waterproof seams throughout
- Tinted anti glare windows with traditional draw back leaf print curtains and tie backs
- Fully zip back side door panels and 50/50 end panel to create a fully open porch style conservatory area
- Toggle in micro polyester sleeping inner tent with darkened 'Twilight' fabric for an uninterrupted nights sleep with waterproof PE fully sewn in groundsheet and side storage pockets
- Toggle in privacy divider panel
- PVC draft exclusion
- Reflective guylines
- Left and right hand rear ventilation with Velcro down storm covers

Colour - Graphite/Platinum Grey 

Model	Width	Depth
Esprit Pro Annexe	200cm	220cm

Weight - 12.2kg
Pack Size - 76x34x26cm



ESPRIT 420 Pro RVS

CARAVAN // PREMIUM LUXURY AWNING

...Premium Luxury

OXYGEN AIR FRAME



The Outdoor Revolution Esprit 420 Pro RVS caravan awning features the exclusive Revolution Vario System; an auxiliary zip-in adaptor panel which allows the external side door to be removed and zipped into an internal awning position to create an open porch area. The RVS makes this awning extremely versatile, with a range of different configurations thanks to the adaptable moveable RVS panel. Additional partition panels can also be purchased, allowing the awning to be split into multiple rooms. Full mesh panels are also available for both ends of the awning as well as the front left and right hand doors.





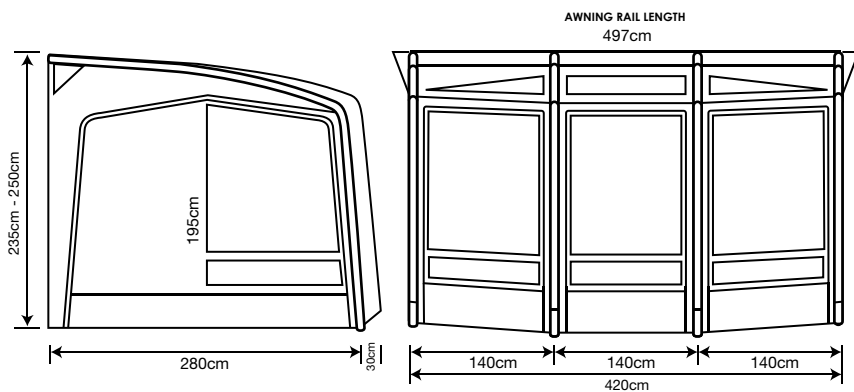
RVS system converts the left hand side into an open porch.

The Esprit 420 Pro RVS is made from a high-performance, waterproof Pro 800HD fabric. A stylish, tall peaked arch door allows easy access to the awning, and roof windows make the awning bright and welcoming. A new webbing guying system makes pegging out the awning's guylines easier, and extra stability can be added through tensioning and adding storm straps. Tinted windows reduce glare from the sun and traditional curtains can be pulled across for extra privacy.

For those requiring even more space, a Pro Conservatory RVS Annexe can be purchased which is compatible to both left and right-hand side doors. The annexe's tall peaked arch door has been designed to have a walk-in head height and also includes a spacious detachable inner tent for sleeping. Zip in mesh doors are also available for both ends as well as front left and right hand doors. Complete the look with our brand-new Pro Windbreak – created specially to compliment the Pro awning range.

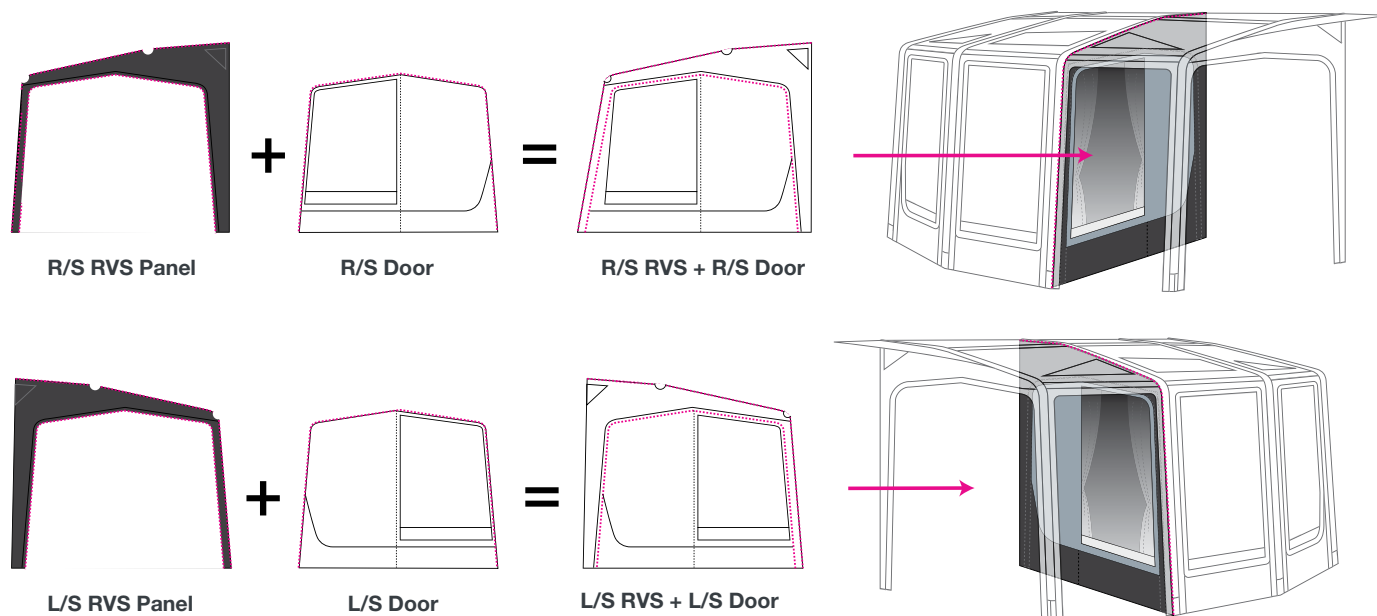
Esprit 420 Pro RVS Main Features

- **Pro 800HD** high density yarn dye fade resistant all weather premium luxury fabric
- Impressive 6000mm Hydrostatic head
- Inflatable Dura-tech fully welded tube Oxygen Air Frame system
- **LIFETIME GUARANTEE on the Air Frame System** (T's & C's apply)
- Dynamic Speed Valve & Intelligent Frame Relief Valve
- RVS - Revolution Vario System (Registered Design)
- New 'Ground Anchor Webbing' secure peg down system
- Full walk in (195cm) height side door entrances
- Twin awning piping (4mm & 6mm)
- Zip back front middle door and zip out left and right front doors
- Traditional draw back leaf design curtains with tie backs
- Zip out end doors
- Phoenix mesh ventilation/insect screen panels to left and right side doors
- Left and right hand under wing ventilation with Velcro down storm covers
- Tinted anti glare windows and tinted anti glare roof windows
- PVC draft exclusion and PVC draft skirt
- 2 berth inner tent hanging points
- Reflective guy lines
- Lumi-Link and Up/Down Lighter compatible
- Includes endurance storm straps
- Manual double action fast inflation air pump

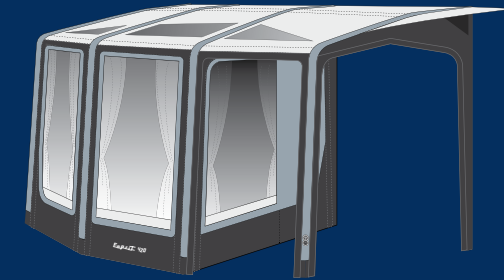


Shown above with accessory zip in side and front full Phoenix mesh ventilation / insect screen doors.


HOW DOES THE RVS SYSTEM WORK?



WHAT DOES IT DO?



R/S OPEN PORCH



L/S OPEN PORCH



Model	Width	Depth	Height range
Esprit Pro RVS 420	420cm	310cm	235cm - 250cm

Colour - Graphite/Platinum Grey  

Weight - 34.7kg

Pack Size - 82x58x54cm

Optional Extras:

- Treadlite breathable carpet
- Esprit Pro RVS Conservatory Annexe (with inner tent)
- RVS Partition Panel (R/H)
- RVS Partition Panel (L/H)
- RVS front Phoenix mesh ventilation/ insect screen door
- RVS side Phoenix mesh ventilation/ insect screen door
- Rear pad poles
- 2 berth twilight micro polyester clip in inner tent
- Esprit 420 Lounge Liner
- Lumi Link & Up/Down Lighter systems
- Hanging storage pocket system

RVS PRO CONSERVATORY

CARAVAN // PREMIUM LUXURY ANNEXE

...Premium Luxury

OXYGEN
AIR FRAME



The RVS Pro Conservatory annexe has been designed specifically to attach onto either side of the Esprit 420 Pro RVS caravan awning. The annexe features a Single Point Inflation air frame and a telescopic steel tube in the roof for extra stability. A stylish peaked arch door frames the entrance to the annexe, and the roof light windows make it a bright and pleasant space to relax. Alternatively, the space can be used as a sleeping area in addition to your caravan thanks to the spacious king sized two-berth inner tent that is included with the annexe.



RVS Pro Conservatory Main Features

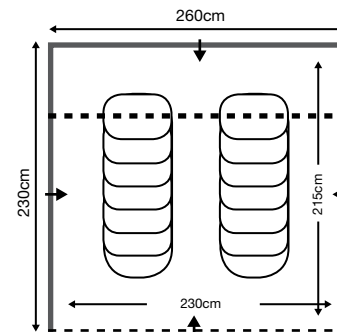
- **Pro 800HD** high density yarn dye fade resistant all weather premium luxury fabric
- Impressive 6000mm Hydrostatic head
- Inflatable single tube Oxygen Air Frame system
- **LIFETIME GUARANTEE on the Air Frame System** (*T's & C's apply*)
- Dynamic Speed Valve & Intelligent Frame Relief Valve
- Fully taped waterproof seams throughout
- Tinted anti glare windows with traditional draw back leaf print curtains and tie backs
- Walk in (195cm) full head height
- Fully zip back side door panels and 50/50 end panel to create a fully open porch style conservatory area
- Toggle in micro polyester sleeping inner tent with darkened 'Twilight' fabric for an uninterrupted nights sleep with waterproof PE fully sewn in groundsheet and side storage pockets
- PVC draft exclusion
- Reflective guylines

Colour - Graphite/Platinum Grey 

Model	Width	Depth
RVS Annexe	260cm	230cm

Weight - 13.4kg

Pack Size - 74x40x29cm



ECLIPSE Pro 380 / L / XL *...Luxury Style Classic*

CARAVAN & MOTORHOME // AIR AWNING



Available in 3 heights to suit caravans plus standard height and extra tall motorhomes, the all new Eclipse Pro 380 is set to become a firm favourite amongst tourers this season. Based on the popular width of 3.8m the Eclipse Pro 380 boasts a myriad of features including our famed Dura-Tech fully welded air frame with single point inflation for super fast pitching. As with all our premium awnings, the frame is protected by our Intelligent Frame system (IF) which regulates the air pressure and protects from over inflation and is backed up by our lifetime air tube guarantee. The Eclipse Pro 380 has plenty of ventilation, with toughened zip back breathable mesh panels built into both side doors, letting in plenty of air whilst keeping out flying bugs. A full zip in mesh accessory door is also available for the central door as well as both side doors, perfect for warm climates.

NEW



Options for both caravans and motorhomes

Eclipse Pro 380 L motorhome awning shown above.

-

Standard height caravan option.

Interior showing optional roof lounge liner.



- *Treadlite breathable carpet*
- *Zip in side full mesh door (left and right compatible)*
- *Zip in central full mesh door*
- *Rear pad poles*
- *2 berth twilight micro polyester clip in inner tent*
- *Up/Down Lighter Shades*
- *Hanging storage pocket system*
- *Oxygen Windbreak*



Eclipse Pro 380 L motorhome version shown with side annexe.

ECLIPSE Pro ANNEXE

SLEEPING / CONSERVATORY ANNEXE

Designed for compatibility across the new 2020 range of Eclipse Pro awnings, the Eclipse Pro annexe is a multifunctional full stand up height conservatory style annexe. Complimented with zip back doors to both the front and rear, the annexe can be fitted ambidextrously to either side of your awning. A pleasant space for sitting and relaxing with windows all around, complete with a rear ventilation panel to the rear window which can be opened on warm days to let cool air inside whilst keeping out insects. Zip up style blinds with our signature leaf design print provides privacy and insulation on an evening. Complete with a clip in bedroom inner, providing plenty of space to sleep an additional 2 persons, the Eclipse Pro Annexe offers everything that you need in an awning side extension.

Main Features

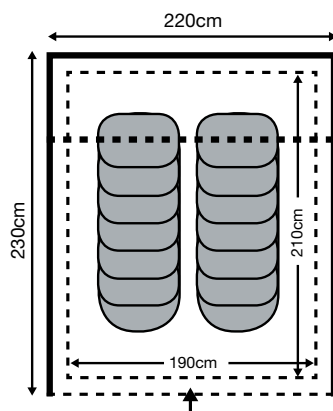
- **Pro 600HD** high density premium fabric
- Impressive 6000mm Hydrostatic head
- **LIFETIME GUARANTEE on the Air Frame System** (*T's & C's apply*)
- Dynamic Speed Valve & Intelligent Frame Relief Valve
- Guylines with quick adjusters
- Tinted PVC windows
- Clip in 2 berth sleeping inner tent included
- Front and rear zip back side doors
- Zip up privacy blinds with leaf design print
- Rear ventilation panel with zip up rain cover



Colour - Graphite/Platinum



Model	Width	Depth	Height	Weight	Pack Size
Eclipse Pro Annexe	220cm	230cm	-	10.3kg	74x36x26cm



A perfect space to sit and relax

OXYGEN AIR FRAME



2 berth sleeping inner tent



Zip back side doors to front and rear

OXYGEN WINDBREAK

INFLATABLE AIR WINDBREAK **OXYGEN**

Designed to compliment our premium range of awnings in 600HD fabric, the sturdy Oxygen Windbreak boasts a number of ground breaking features not found in other air windbreaks on the market today. Quickly and easily inflated with our DSV air valve, the 3 section hinged design allows the Oxygen Windbreak to be angled to fit the required shape whilst each end panel is fitted with a zip, allowing for further Oxygen Windbreaks or additional single sections to be added. An accessory zip on keder strip with piping can be zipped on one end to connect to your vertical caravan awning rail, enabling for a fully enclosed area to be created, safely corralling in pets to stop them escaping.

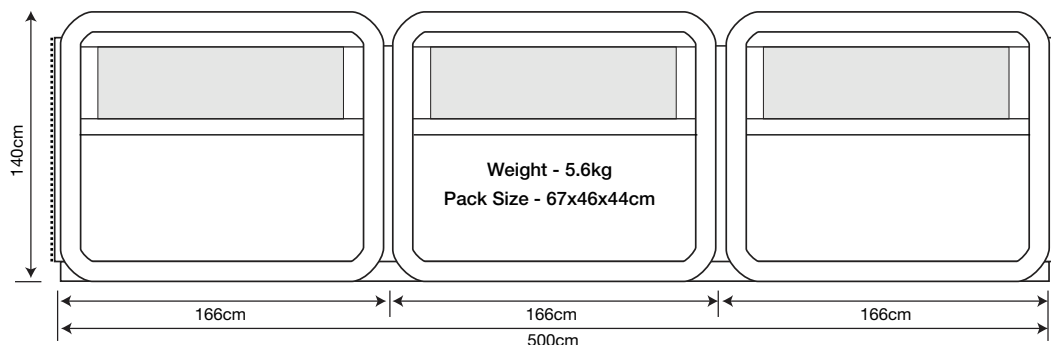
Main Features



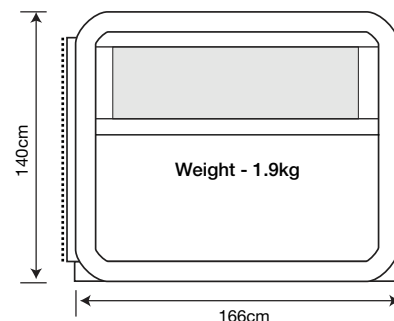
- **Pro 600HD** high density premium fabric
- Moveable hinged sections
- Oxygen air frame with Dynamic Speed Valve
- Guylines with quick adjusters
- Pegs securely down to the ground with no gaps keeping pets safely inside
- Diamond clear PVC windows
- Extra sections can be added for any desired length
- Complete with air pump, pegs & carry bag

Model	Width	Height	Panel Size
Oxygen Windbreak	500cm	140cm	166cm x 140cm
Extension Section	166cm	140cm	166cm x 140cm

Colour - Graphite/Platinum



Accessory extension section



ECLIPSE 325 Pro

CARAVAN / MOTORHOME // PREMIUM LUXURY AWNING

...Premium Luxury

OXYGEN
AIR FRAME



The Eclipse 325 Pro is a modern, premium, single inflation point caravan awning made from a durable, waterproof Pro 800HD fabric. A stylish, tall peaked arch door allows easy access to the awning, and the versatile zip-back front door and zip-out left and right side doors allow a wide range of configurations of the awning. Breathability is vitally important in all our awnings, which is why we have added extra ventilation for 2019 in the form of zip-in mesh onto the side doors.

There is also an optional annexe available to purchase alongside this product, ideal for additional storage or sleeping. Complete the look with our brand-new Pro Windbreak – created specially to compliment the Pro awning range.



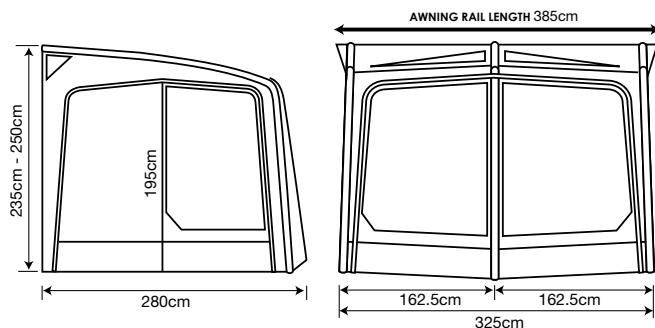
Eclipse 325 Pro Main Features

- **Pro 800HD** high density yarn dyed fade resistant all weather premium fabric
- Impressive 6000mm Hydrostatic head
- Inflatable Dura-tech fully welded tube Oxygen Air Frame system
- **LIFETIME GUARANTEE on the Air Frame System** (*T's & C's apply*)
- Dynamic Speed Valve & Intelligent Frame Relief Valve
- New 'Ground Anchor Webbing' secure peg down system
- Full walk in (195cm) height side door entrances
- Twin awning piping (4mm & 6mm)
- Fully zip back front doors
- Leaf design zip up blind style curtains
- Zip back left and right hand side doors.
- Phoenix mesh ventilation/insect screen panels to left and right hand side doors
- Left and right hand under wing ventilation with internal draft covers
- Tinted anti glare windows
- Tinted anti glare roof windows
- PVC draft exclusion and PVC draft skirt
- Endurance storm straps / Reflective guy lines
- Lumi-Link and Up/Down Lighter compatible
- Manual double action fast inflation air pump



Model	Width	Depth	Height	Weight	Pack Size
Eclipse Pro 325	325cm	280cm	235-250cm	23.5kg	82x52x40cm
Eclipse Pro Annexe	200cm	220cm	-	10.3kg	74x36x26cm

Colour - Graphite/Platinum Grey



Optional Extras:

- Treadlite breathable carpet
- Eclipse Conservatory Annexe (with inner tent)
- Rear pad poles
- Eclipse 325 and 420 Lounge Liner
- Lumi Link & Up/Down Lighter systems
- Hanging storage pocket system



ECLIPSE 420 Pro

CARAVAN / MOTORHOME // PREMIUM LUXURY AWNING

...Premium Luxury

OXYGEN
AIR FRAME



The Eclipse 420 Pro is a modern, premium, single inflation point caravan awning made from a durable, waterproof Pro 800HD fabric. A stylish, tall peaked arch door allows easy access to the awning, and the versatile zip-back front door and zip-out left and right side doors allow a wide range of configurations of the awning. Breathability is vitally important in all our awnings, which is why we have added extra ventilation for 2019 in the form of zip-in mesh onto the side doors.

There is also an optional annexe available to purchase alongside this product, ideal for additional storage or sleeping. Complete the look with our brand-new Pro Windbreak – created specially to compliment the Pro awning range.

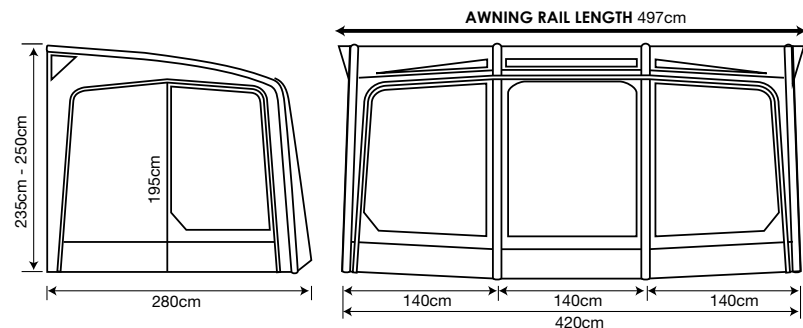


Eclipse 420 Pro Main Features

- **Pro 800HD** high density yarn dyed fade resistant all weather premium fabric
- Impressive 6000mm Hydrostatic head
- Inflatable Dura-tech fully welded tube Oxygen Air Frame system
- **LIFETIME GUARANTEE on the Air Frame System** (*T's & C's apply*)
- Dynamic Speed Valve & Intelligent Frame Relief Valve
- New 'Ground Anchor Webbing' secure peg down system
- Full walk in (195cm) height side door entrances
- Twin awning piping (4mm & 6mm)
- Fully zip back front doors
- Leaf design zip up blind style curtains
- Zip back left and right hand side doors.
- Phoenix mesh ventilation/insect screen panels to left and right hand side doors
- Left and right hand under wing ventilation with internal draft covers
- Tinted anti glare windows
- Tinted anti glare roof windows
- PVC draft exclusion and PVC draft skirt
- Endurance storm straps / Reflective guy lines
- Lumi-Link and Up/Down Lighter compatible
- Manual double action fast inflation air pump



Model	Width	Depth	Height	Weight	Pack Size
Eclipse Pro 420	420cm	280cm	235-250cm	31.2kg	82x58x50cm
Eclipse Pro Annexe	200cm	220cm	-	10.3kg	74x36x26cm



Colour - Graphite/Platinum Grey  



Optional Extras:

- Treadlite breathable carpet
- Eclipse Conservatory Annexe (with inner tent)
- Rear pad poles
- 420 Lounge Liner
- Lumi Link & Up/Down Lighter systems
- Hanging storage pocket system



ECLIPSE PRO CONSERVATORY

CARAVAN // PREMIUM LUXURY ANNEXE

...Premium Luxury

OXYGEN AIR FRAME



This modern, spacious annexe is compatible with both of our 2019 Eclipse caravan awnings and provides a generous space for living, sleeping or storage. The annexe has been designed with our signature Single Point Inflation air frame, allowing it to be erected quickly and with ease. An inner tent is included with the annexe which has the space to comfortably sleep 2 adults.



Eclipse Pro Conservatory Main Features

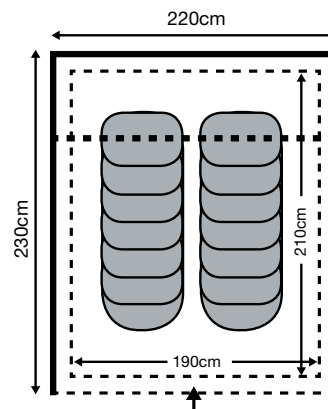
- **Pro 800HD** high density yarn dye fade resistant all weather premium luxury fabric
- Impressive 6000mm Hydrostatic head
- Inflatable single tube Oxygen Air Frame system
- **LIFETIME GUARANTEE on the Air Frame System** (*T's & C's apply*)
- Dynamic Speed Valve & Intelligent Frame Relief Valve
- Fully taped waterproof seams throughout
- Tinted anti glare windows with traditional draw back leaf print curtains and tie backs
- Walk in (195cm) full head height
- Fully zip back side door panel
- Toggle in micro polyester sleeping inner tent with darkened 'Twilight' fabric for an uninterrupted nights sleep with waterproof PE fully sewn in groundsheet and side storage pockets
- PVC draft exclusion
- Reflective guylines

Colour - Graphite/Platinum Grey 

Model	Width	Depth
Eclipse Annexe	200cm	220cm

Weight - 10.3kg

Pack Size - 74x36x26cm

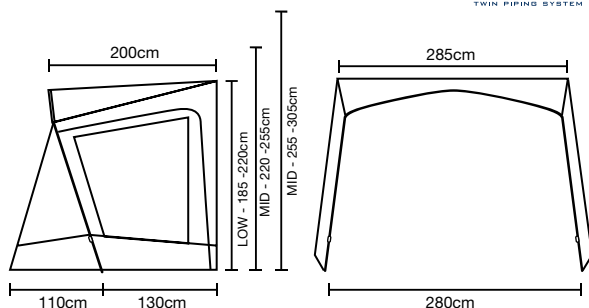


TECH-LINE CANOPY

CAMPERVAN - MOTORHOME - CARAVAN

Main Features

- 180 HDE Fabric
- 4000mm Hydrostatic head
- Robust single height adjustable steel pole
- Fully taped waterproof seams throughout
- Left and right hand side fully zip back doors
- Adjustable height peg down points
- Crystal clear windows
- Twin awning piping (4mm & 6mm)
- Front triangular adjustable angle wind shields
- Reflective strips to left and right hand sides
- Reflective guylines
- Available in 3 height ranges to suit all vehicles including motorhomes, campervans & caravans



Model Height Range

Tech-line Canopy Lowline	185-220cm
Tech-line Canopy Midline	220-255cm
Tech-line Canopy Highline	255-305cm

Colour - Graphite/Warm Grey  

Connects direct to the vehicle awning rail by:

- 4mm/6mm twin piping

Weight - 7kg

Pack Size - 75x21x15cm



Options for both caravans, motorhomes & campervans

...Created for adventure

Outdoor Revolution's Tech-Line Canopy is made from a waterproof 180HDE fabric with a single adjustable steel pole frame. It has been designed to fit caravans, motorhome and campervans with its 3 heights options: Lowline, Midline and Highline. It provides the ideal accessory outside of your vehicle for cooking or sheltering under. Features include clear PVC windows and zip-back side doors for versatile accessibility.



Side doors can be fully zipped and tied back.



Midline - Caravan height range model



Highline - Motorhome height range model



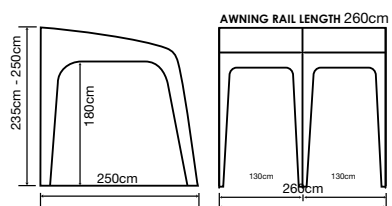
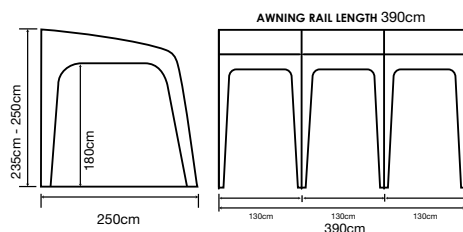
Lowline - Campervan height range model

SUMMER CANOPY

CARAVAN / MOTORHOME

Main Features

- 180 HDE Fabric with UV block coating
- 4000mm Hydrostatic head
- Steel legs and fibreglass roof poles
- Fully taped waterproof seams throughout
- Adjustable height peg down points
- Twin awning piping (4mm & 6mm)
- Reflective guylines
- Suitable for caravans and motorhomes with an awning rail / Fiamma type rail with a height of 235cm - 250cm



Model	Width	Depth	Height range
Summer Canopy 260	260cm	250cm	235cm - 250cm
Summer Canopy 390	390cm	250cm	235cm - 250cm

Colour - Graphite/Warm Grey  

Connects directly to the vehicle awning rail by:

- 4mm/6mm twin piping

Summer Canopy 260

Weight - 7.1kg

Pack Size - 75x21x15cm

Summer Canopy 390

Weight - 9.5kg

Pack Size - 75x21x19cm



Summer Canopy 260.



Summer Canopy 390 model shown above.

...Created for adventure

This simple yet elegant canopy design is perfect for additional shelter on the side of your caravan. Comprising two size options; this product is perfect for short weekend stays. Made with 180HDE fabric with internal UV block coating, this is the strongest and most durable canopy on the market, ideal for shelter and outside cooking.



SCREENHOUSES *...Hot lazy days*

The Outdoor Revolution pop up screenhouse range, based on three models in three sizes, is the ideal summer shelter for keeping you cool out of the sun and in the shade for relaxing in the garden or as an additional gazebo shelter alongside your caravan, campervan or tent whilst on holiday.

The robust, easy erect pop up frame system is designed for simplicity, speed and rigidity; enabling the structure to be taken out of the bag and pitched in less than one minute. Then it's simply a case of pegging down the base and guylines and your shelter is ready to kick back and relax inside with friends and few cool drinks.

Thanks to the advanced PU coating, the roof fabrics used on the Outdoor Revolution screenhouses boast a hydrostatic head rating of 3000mm, giving ample UV and weather protection with fully taped waterproof seams. The easy erect pop up frame features the Outdoor Revolution hub system, quality built for durability and years of use with its solid, built to last fibreglass frame.

The Outdoor Revolution signature Phoenix mesh material is used to ventilate your screenhouse, keeping you cool inside with complete unrestricted air flow whilst keeping out insects. Perfect for cooking inside as the ventilated mesh panels help to eliminate condensation whilst taking away any cooking smells (whilst taking care to keep heat sources at a safe distance from the sides and roof).

The perfect summer shelter for both home and away...

SCREENHOUSE 4



SCREENHOUSE 5



SCREENHOUSE 6



SCREENHOUSE 4

POP UP SUN SHADE GAZEBO

Main Features

- 100HDE high density all weather lightweight fabric
- 3000mm hydrostatic head
- Fibreglass frame pop up system
- Fully taped waterproof seams in the roof area
- Phoenix mesh ventilated side panels
- Hi vis guylines with adjusters
- Separate fitted peg down groundsheet
- Zip around full front door
- Lumi-Link compatible
- Includes peg set and repair kit

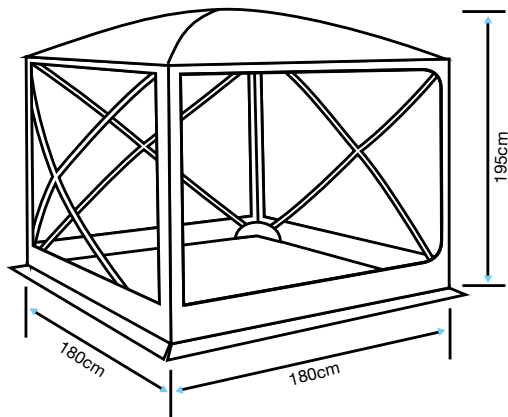
Colour - Warm Grey/Lime Green



Model	Width	Depth	Height	Weight	Pack Size
Screenhouse 4	180cm	180cm	195cm	9.5kg	178x22x18cm

Optional Extras:

- Lumi Link LED tube lighting kit
- Side Privacy panel kit (pack of 2 panels)



Side panel privacy kit (2 panels) cuts out any drafts.



Screenhouse 4 - A perfect compact pop-up mesh gazebo providing shade from the sun with mesh panels to keep cool.

SCREENHOUSE 5

POP UP SUN SHADE GAZEBO

NEW

Main Features

- 150HDE high density all weather lightweight fabric
- 3000mm hydrostatic head
- Fibreglass frame pop up system
- Fully taped waterproof seams in the roof area
- Phoenix mesh ventilated side panels with diamond clear PVC window
- Hi vis guylines with adjusters
- Separate fitted peg down groundsheet
- Zip around full front door
- Lumi-Link compatible
- Includes peg set and repair kit

Screenhouse 5 - The perfect summertime pop-up gazebo sun shelter.

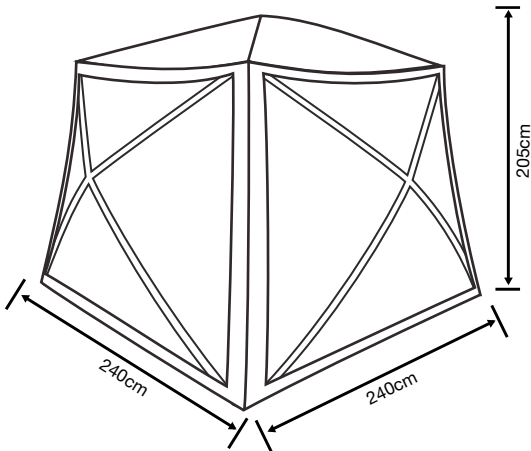
Colour - Warm Grey/Lime Green



Model	Width	Depth	Height	Weight	Pack Size
Screenhouse 5	360cm	365cm	205cm	12.8kg	191x21x21cm

Optional Extras:

- Lumi Link LED tube lighting kit



Screenhouse 5 - Zip back fly screen mesh door.

SCREENHOUSE 6

POP UP SUN SHADE GAZEBO

Main Features

- 150HDE high density all weather lightweight fabric
- 3000mm hydrostatic head
- Fibreglass frame pop up system
- Fully taped waterproof seams in the roof area
- Phoenix mesh ventilated side panels
- Hi vis guylines with adjusters
- Separate fitted peg down groundsheet
- Zip around full front door
- Lumi-Link compatible
- Includes peg set and repair kit



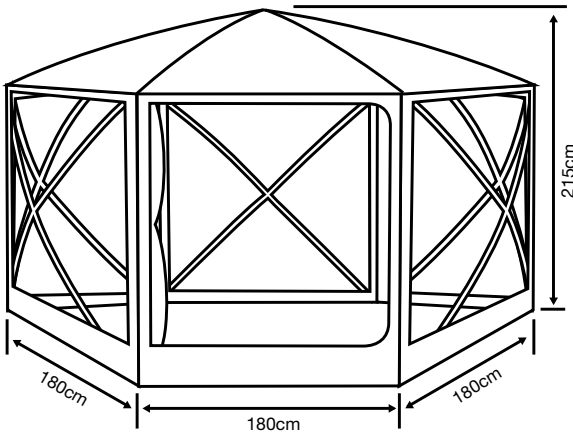
Colour - Warm Grey/Lime Green



Model	Width	Depth	Height	Weight	Pack Size
Screenhouse 6	360cm	360cm	215cm	14.6kg	182x22x22cm

Optional Extras:

- Lumi Link LED tube lighting kit
- Side Privacy panel kit (pack of 2 panels)



Screenhouse 6 - The perfect summertime pop-up gazebo sun shelter with plenty of space for a group gathering.

ACCESSORIES

Essential quality branded camping accessories

Innovation, quality & something new...

Here at Outdoor Revolution, we pride ourselves on always offering our customers something different, but always with quality and functionality in mind. Some of our best products have been invented and designed specifically by us through our commitment to innovate and to offer something that no one else has thought of.

Our acclaimed 'Lumi' range of camping lighting offers everything from LED strip lighting to our exclusive design registered 'Up/Down' shade lighting for use with the Lumi light. For 2020 we have extended our popular range of mosquito killer lights with 2 exclusive models.

For this coming season our furniture range sees some new models including bench table and seating along with new camp beds and chair models. Check out the new Campese inflatable multifunctional sofa bed and the awesome Oxygen inflatable air windbreak.

So whatever your accessory needs, from tent pegs to windbreaks; we pretty much have it covered.

**OUTDOOR
REVOLUTION**
WWW.OUTDOOR-REVOLUTION.COM



CAMPING BUNK BED / SINGLE BEDS



The Outdoor Revolution Camping bunk bed is a robust steel framed portable full size adult bunk bed which when collapsed can be stored and transported in a rugged, compact carry holdall. The versatile design enables the bed to be assembled as either a bunk bed or as two individual single beds.

Robust steel frame with graphite powder coated paint finish
Assembled bunk bed size: 187 x 70 x 90cm
Assembled single bed size: 187 x 70 x 28cm
Total bunk bed weight: 18.5kg
Product loading: 120kg per bed
Steel tube size: 21.5mm dia / 25mm dia
Pack size: 84x33x19cm
Fabric specification: 600D PVC interwoven fabric



TWIN BUNK CONVERTS INTO 2 SINGLE BEDS



CAMPESE PREMIUM INFLATABLE AWNING FURNITURE

The Outdoor Revolution Campese inflatable furniture range is a stylish, contemporary addition to any family tent, driveaway, or caravan awning, creating a comfortable home from home space to kick back and relax.

Available in the range are both single and double inflatable sofas and an inflatable footrest. The strength and rigidity in the furniture's exterior fabric cover make it comfortable and supportive, just like a regular sofa. The furniture is inflated through the inner air chamber and covered with a second layer durable polyester fabric that can be easily wiped clean.



We recommend the Outdoor Revolution DC 12v Electric Air Pump as the perfect partner to inflate your inflatable furniture.

TWO SEATER SOFA



ARM CHAIR



FOOTREST



CAMPESE (5 in 1) INFLATABLE SOFA BED

The Campese inflatable sofa bed is the latest addition to the popular Outdoor Revolution Campese premium inflatable camping furniture range. Designed as a multifunctional piece of camping furniture, the Campese sofa bed can be used in up to 5 different ways, making it the most innovative, multifunctional and value for money pieces of inflatable camping furniture on the market today. The clever zip and Velcro webbing strap system makes configuring it to how you want it, quick and easy. It can be used as a 2 seat high or 2 seat low sofa, a full sized luxury adult bed with a headboard back, 2 single child's air beds, a child's single double height air bed or a compact double bed.

Constructed with a luxurious exterior fabric cover, which gives rigidity, comfort and support, the Campese sofa bed offers a truly home from home luxury to add your Outdoor Revolution camping experience.



Luxury 2 seat inflatable sofa.



Full size adult double air bed.



Single child's airbeds.



Double height child's single air bed.

SORRENTO LOUNGER

PREMIUM TABLE

PREMIUM XL TABLE



The Sorrento Lounger is an adjustable reclining lounging chair with various positions to provide the most comfortable and relaxing position for you. It folds up flat to make it easier for storage when not in use.

Graphite Steel Frame
Adjustable Back and Legs
600D PVC padded Fabric


Free Compact Side Table
Size: 53cm x 50cm x 51cm
Weight loading: 100kgs



The Premium Table has been designed to complement the range of Outdoor Revolution furniture and is now available in both standard and the new XL size. The Wood Grain Surface gives the table a contemporary look. The aluminium locking legs have a matt finish and fold completely flat, making the table very easy to store and transport.

Standard Premium Table
Standing Size: 90cm x 60cm x 72cm
Folding size: 90cm x 60cm x 10cm

Premium Table XL
Standing Size: 112cm x 80cm x 72cm
Folding size: 112cm x 80cm x 10cm



SAN REMO CHAIR



The San Remo Chair is a suspension chair with numerous adjustable back settings from upright to laying nearly flat. This chair includes a free clip on, side cup holder table.

Matt Graphite Aluminium Frame
Adjustable Back
600D PVC padded Fabric
Free Compact Side Cup Table

Open Size: 118cm x 62cm x 74cm
Folding Size: 111cm x 62cm x 9cm
Total Weight: 5.2kg
Maximum Capacity: 120kg
Optional Extra: Footstool

SAN REMO FOOTREST



The Clip on Footrest is designed to fit the San Remo and Napoli chair, complementing the Outdoor Revolution furniture range. The footstool offers extra comfort for those days when you just want to kick back and relax.

Matt Graphite Aluminium Frame
600D PVC padded Fabric
Fits Napoli and San Remo Chairs

Size: 90cm x 48cm x 31cm
Weight loading: 30Kgs


SIENNA CHAIR



The Sienna is a robust and compact folding camp chair with a multi- position reclining backrest. The steel frame provides a very sturdy feel to the chair which is rated to 100kg max loading. Extra wide feet help to prevent groundsheets damage. Further features include a rear mesh pocket and retractable drinks holder. Complete with carry bag.

Graphite Steel Frame
Adjustable Back and Legs
600D PVC padded Fabric

Open size: 55cm x 47cm x 48/99cm
Folded size: 33cm x 13cm x 93cm
Weight loading: 100Kgs



PREMIUM LOUNGER

NEW



The new Premium Lounger is designed to double up as a comfortable camp bed. Being higher than standard camp beds it is ideal for people who prefer being higher off the ground to aid getting on and off. With its adjustable backrest, it makes a perfect lounger/camp bed double up option.

Heavy duty aluminium frame
Adjustable Backrest
600D PVC padded Fabric
Graphite powder coated finish

Padded headrest cushion
Open Size: 210cm x 70cm x 49cm
Total Weight: 7.3kg
Maximum Capacity: 120kg



ALU AIR MESH CHAIR

NEW



Designed for comfort and breathability, the Alu Air Mesh Chair is constructed from a durable lightweight aluminium frame with a graphite anodised finish. The chair fabric is designed for comfort and warmth, while at the same time being highly breathable, preventing the seat and back from getting clammy on warm days

Sturdy lightweight aluminium frame with an anodised finish
Weight loading: 100kg
Air mesh padded fabric cover with textilene back
Size - 75cm x 47/60cm x 46/117cm
Weight 3.93KG



VICENZA LUX CHAIR



FREE
SIDE TABLE

The Vicenza Lux Chair is a dark grey adjustable back chair and comes with a removable padded head rest.

Matt Graphite Aluminium Frame
Adjustable Back
600D PVC padded Fabric
Free Compact Side Cup Table

Size: 47cm x 42cm x 46cm
Weight loading: 100kg
Optional Extra: Footstool



VICENZA FOOTREST



The Vicenza Footrest is designed to fit and match the Vicenza Lux chair. The clever easy fit connection system allows for the quick and secure fitting of the footrest to the chair.

Matt Graphite Steel Frame
600D PVC Polyester Fabric
Fits the Vincenza Lux Chair

Size: 90cm x 48cm x 31cm
Weight loading: 30Kgs

PALERMO CHAIR



FREE
SIDE TABLE

The Palermo Chair is a dark grey textilene adjustable back chair and comes with a removable padded head rest.

Matt Graphite Aluminium Frame
Adjustable Back
Washable Weatherproof Textilene Fabric
Free Compact Side Cup Table

Size: 47cm x 42cm x 46cm
Weight loading: 100kg
Optional Extra: Footstool

PALERMO FOOTREST



The Palermo Footrest is designed to fit and match the Palermo Textilene chair. The clever easy fit connection system allows for the quick and secure fitting of the footrest to the chair.

Matt Graphite Steel Frame
Washable Weatherproof Textilene Fabric
Fits the Palermo Textilene Chair

Size: 90cm x 48cm x 31cm
Weight loading: 30Kgs



PREMIUM CAMP BED



The Premium Camp Bed is a high quality camp bed boasting features usually found in much higher priced camp beds. The luxurious padded top cover provides blissful comfort for a great nights sleep, whilst the adjustable reclining backrest feature makes the bed ideal for a spot of daytime relaxing with a good book. The sturdy steel frame is complemented with extra wide foot pads to protect your groundsheet. For storage and easy transportation the bed folds completely flat and fits neatly into its own carry bag.

Matt Graphite Steel Frame
Fabric: 500D Premium Padded PVC Polyester
Soft padded comfort head pillow

Multi- Position Adjustable Back Rest
Folds Flat with Extra Wide Foot Pads
Size: 213 x 79 x 31cm / Net Weight: 10.12kg



FOLDING TABLE AND BENCH SET



The folding table and bench set is constructed from a sturdy aluminium frame which folds down and packs away into itself so that it is compact, easy to carry, transport and store away its own carry bag. Designed to comfortably sit 4 people with a maximum bench seat static load bearing capacity of 200kg per bench.

Heavy duty aluminium frame construction
Wipe clean laminated 5mm MDF table top & bench top
Matt graphite finish frame with texture pattern tops
Table & benches fold flat for storage & transportation

Carry bag included
Table size - 90cm x 60cm x 70cm
Bench size - 87cm x 30cm x 40cm
Packed away size - 90cm x 8cm x 60cm



ELECTRIC ECO HEATER

NEW



The Electric Eco Heater is a compact fan heater, designed for heating small spaces such as tents & caravan awnings. The perfect cold weather camping companion. Can also be used as a fan without heating to aid air circulation.

- 220-240V~50Hz 600W/1200W
- Digital control with variable heat setting
- Knock over cut out safety trip switch
- Oscillating cylinder design
- 360 degree warm/cool air output
- Automatic overheat protection
- Timer function
- Weight - 1.35kg
- Size - 17.6cm x 29.8cm

20 PCE COOL CAMPER MELAMINE SET



Cool Camper design 20 piece melamine set. Classic campervan design dinner set which will brighten up any camp table. Made from 100% quality melamine. Dishwasher safe.

- 5 x dinner plates - 10" (25cm)
- 5 x side plates - 8" (20cm)
- 5 x breakfast bowls - 6" (15cm)
- 5 x mugs - 33cl



LUMI-LINK LED TUBE LIGHTING SYSTEM



Main Features:


- 3 x In-Line Connecting Micro LED Tube Lighting
- 7 Phase Light Strength Settings from Soft Ambient to Full on Brightness
- In line or Remote Controller
- Choice of 3 power source options included - Mains Adaptor, 12v Car Lighter Connector or USB cable
- 2 x Extension Leads
- Cloth Tube Light Bag plus Protective Hard Tube Storage Case



Brand new and exclusive to Outdoor Revolution the Lumi-Link lighting system has been designed to be completely compatible with all 2018 onwards model Outdoor Revolution awnings. All 2018 onwards models have been fitted with Velcro attachment points to attach the LED tube lights. These fantastic lights come complete with a handy remote control and an in line control switch that can turn the lights on and off or alter the brightness settings up or down. This innovative product is the perfect accessory to create a comfortable atmosphere in any caravan and motorhome awning.



UP-DOWN LIGHTER LIGHTING SYSTEM



Compatible with LUMI-LITE

Exclusive to Outdoor Revolution; this fantastic lighting system has been designed to be compatible with 2018 model Outdoor Revolution caravan and motorhome air awnings. All 2018 onwards air frame models have been fitted with Velcro attachment points to attach the up/down lighter shades. The light is turned on and placed inside the shade in either an upward or downward lighting position. This innovative design creates the perfect atmosphere to match the style and sophistication of the product.

Main Features:

- Creates a cosy evening ambience to your awning
- Reflective Uplighter Shades packaged in pairs
- Material: 600HD light grey polyester outer fabric with Light Reflective Photocell material inside
- Easily attached to all 2018 onwards Outdoor Revolution awnings / tents & driveaway air tubes with pre located stitched in Velcro points.
- To be used with the Outdoor Revolution Lumi-Lite (Sold Separately)
- Can be used either as an up lighter or down Lighter



Shown with LUMI-LITE



LUMI-LITE



LUMI LITE

USB CAMPING LANTERN

Handy waterproof USB charging powerful LED lights are the perfect accessory for any caravanning or camping trip. The small silicone loop doubles as a hanging loop & USB charging connector.

- Up to 8 hours of life with one single full charge (based on the eco setting)
- Compatible with the exclusive all new Outdoor Revolution UP/DOWN Lighter lighting system.
- 3 Brightness settings / Waterproof
- USB Charging - Compatible with the USB 12v Charging Hub

LUMI-MOSI



LUMIMOSI

USB LANTERN / MOSI KILLER

Updated for 2019; the Lumi-Mosi light is a USB charging light with a mosquito / midge UV killer in one unit. A small hook enables the light to be hung anywhere, either inside or outside.

- 2 in 1 LED Light & Mosquito killer
- New amber mosi safe light mode that does not attract mosquitos or midges
- Rain proof
- 3 Brightness settings
- USB Charging - Compatible with the USB 12v Charging Hub. Complete with charging cable
- Fold out hanging hook

5 IN 1 LUMI FAN



LUMI FAN LITE

USB LANTERN / FAN / SPOTLIGHT

A clever 5 in 1 USB charging lantern, fan and spot light that can be used either on a flat surface or can be hung from a lantern hanging point in your tent or awning.

- LED lantern light with 3 brightness settings
- Pivoting LED spot light with 3 brightness settings
- Pivoting air circulating fan with 3 speed settings
- USB Charging - Compatible with the USB 12v Charging Hub. Complete with charging cable
- Built in power bank charger for mobile phones
- Fold out hanging hook

LUMI SOLAR LANTERN



LUMISOLAR LANTERN

AUTOMATIC SOLAR CHARGING

Eco friendly solar charging automatic LED lantern with 3 brightness settings. The lantern can be set to automatically turn on by itself in the evening when the outside light fades. The lantern can be used on flat surface or hung from its hanger

- 3 brightness settings
- Solar charging
- Rain proof
- Lantern hanger



MOSI KILLER LANTERN



LUMIMOSI LANTERN COLLAPSIBLE MOSI LANTERN

The perfect lantern light for those summer nights when mosquitos and midges are out in force. Built in to the lantern is a pop out mosquito killer which quickly dispatches any unfortunate flying nasty that is attracted to the light. The mosquito killer can be used independently inside your tent during the night to mop up any biting nasty that might want to prey on you whilst you sleep.

- 3 lantern light setting
- Amber mosi safe light mode that does not attract mosquitos or midges
- USB charging
- Built in USB power bank charging
- Pop out mosi killer
- Lantern hanger



TRAVEL MOSI KILLER



USB CHARGING COLLAPSIBLE TRAVEL MOSI KILLER

The perfect compact mosquito killer companion for camping and travelling abroad where mosquitos and midges are a concern. This USB charging UV mosquito killer collapses down to only 9cm x 5cm and weighs less than a mobile phone. The perfect size for slipping into your hand luggage. When in use, simply expand the 3 section cage to its full size and switch on the UV LED lights for a full 8 hours operating time when fully charged. The killer is fitted with a clever pop out hanging hook to allow it to be hung in a convenient position in your tent or awning.

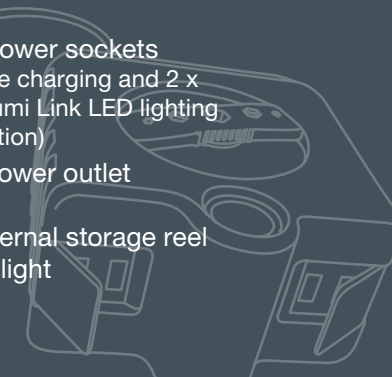
USB CHARGING HUB



USB CHARGING HUB 12V - 4 POINT USB POWER HUB

Brand new innovative product, moving with today's technology. Essential for charging modern smart phones, tablets, LED lighting whilst camping. The unit is powered by connecting to your vehicle's 12v power outlet.

- 4 x USB charging / power sockets (2 x 5v for mobile phone charging and 2 x 12v for powering the Lumi Link LED lighting kit through the USB option)
- 1 x 12v extension / power outlet
- Compact design
- Wind in cable tidy internal storage reel
- Power indicator LED light



TECH PEGS




The Tech-Peg is a technical tent peg, designed with a tough double sided peg head for holding guy lines and pegging down points safely and securely. The twisted nail shaft helps to achieve a better grip and easier insertion into awkward ground. Sold conveniently in their own durable storage box with integrated peg cleaner in the box lid for cleaning dirty pegs before putting them away.

STORM KIT




The Deluxe Storm Kit incorporates all you need to secure your awning or tent in awkward, stormy conditions. The kit includes 15 Tech-Pegs for easy pegging and firm hold, 2 adjustable Endurance Storm Straps and a cleverly designed, curved handled mallet, ergonomically designed to aid when placing pegs at awkward angles.

ANGLE Mallet



The Angle Mallet is cleverly designed to help place pegs into the ground at the correct angle. The weighted mallet head makes light work of placing pegs into hard ground. Incorporating a handy peg puller at the end of the handle.



MULTI- Mallet



The Multi-Mallet is a technical mallet with multifunctional features that make it a 'must have' camping accessory for everyone. Incorporating an extending peg puller to help prevent back ache caused by bending over when extracting pegs. This conveniently retracts back into the lightweight alloy handle when not in use. A convenient brush peg cleaner can be accessed to clean up those dirty pegs before putting them away. A weighted rubber mallet head makes light work of knocking pegs into hard ground.

DOUBLE ACTION PUMP



The Outdoor Revolution Double Action Air Pump is designed for the fast inflation of your Air Frame Awning, Tent, inflatable boat.

Incorporating an automatic switch from double to single action when the pressure exceeds 400 mBAR (5.8 PSI). Suitable to inflate Outdoor Revolution Oxygen Air Frame awnings, tents & inflatable boats. Capacity: Max 4,000 cc – max pressure 800 mBAR (11.6 PSI).

JET-STREAM TWIN AIR PUMP




JET-STREAM TWIN

COMPACT HIGH PRESSURE TWIN TURBO AIR PUMP

The Outdoor Revolution Jet Stream twin pump is a compact and speedy high pressure air pump, designed specifically for inflating your air tent or air awning at nearly twice the speed of its smaller version. The pump can be set at the desired PSI setting and will automatically cut off once the correct pressure is reached, preventing tube damage often caused by over inflation. The pump also features twin 5v USB charging points for mobile phones or other Outdoor Revolution USB charging products. Complete with a set of valve adaptors to fit most brands of air tent products. Also features a 5m retractable cable which is housed neatly inside the main unit.

- Powerful and fast twin internal high pressure pumps
- Twin USB charging points for phones, tablets and other USB products
- Adjustable pre-set PSI auto cut off feature
- Digital lcd screen readout indicator
- Can be set to inflate to a maximum of 8 psi
- Internal wind in 5m cable tidy reel with secure housing clip
- Includes a handy carry/storage bag
- Includes air hose & valve adaptors



POWER PEGS

Robust Power Pegs pegs, ideal for use on hard and stony ground. Cost effective tough pegs to ensure secure pitching into the hardest of ground.

Glow Pro

A heavy duty steel peg that glows in the dark and helps prevent accidents by tripping over pegs at night. Set of 20 per box.

Screw Pegs

Ideal for use in hard & shaley ground. More solid & robust than standard pegs & designed for easier pegging. Set of 20 per box.

Hard Ground Pro

Blue Diamond Hard Ground Pegs are heavy duty metal pegs for tents and awnings with a bright orange plastic hook for extra visibility. Set of 20 per box.

Daisy Pegs

Box of 20 novelty tent & awning pegs with peg cleaner. Assorted mix & match multicoloured flower heads. Set of 20 per box.

Groundsheet Pegs

A heavy duty steel groundsheet peg, suitable for all groundsheet pegging. Works great on hard, stony and difficult ground. Set of 15 per box.

Pile Driver Pro

Thick, heavy duty steel peg with corkscrewed shaft for extra grip in hard, stony ground. Set of 20 per box.





PORTABLE LOO



TOILET CHEMICALS



BIG VALUE PACKS

When... **Nature Calls**



The Blue Diamond Nature Calls Portable Toilet offers perfect hygiene away from home as well as high quality construction and being easy to use. The compact dimensions make this unit very easy to keep clean. The top part (15 Litres) and base part (20 litres) are connected using practical and robust plastic clips. The base part also has a very sturdy handle for convenient transport and disposal of waste water.



...liquid perfection

sanitation solutions for...



BIG VALUE TRIPLE PACK = 2 ltr Toilet Fluid, 2 ltr Bowl Cleaner + Enviro-Soft Twin Pack



TRIPLE PACK BOX = 1 ltr Toilet Fluid, 1 ltr Bowl Cleaner + Enviro-Soft Twin Pack

Toilet Fluid

A concentrated toilet fluid designed to contain waste and eliminate odour. Most effective when used in conjunction with Blue Diamond Bowl Cleaner. In 1, 2 & 4 ltr bottles

Uno Chem

A specially concentrated formula of environmentally safe ingredients to disinfect & deodorise your toilet. In 1 & 2 ltr bottles.

Bowl Cleaner

Add to your top tank to ensure that when you flush, your toilet is cleaned and refreshed. Works in unison with Blue Diamonds Toilet Fluid In 1 & 2 ltr bottles.

Nature Calls

A specially concentrated formula of environmentally safe ingredients to disinfect & deodorise your toilet. In 2 ltr bottles.

TOILET TISSUE

Enviro-Soft Toilet Tissue is a quick dissolving toilet tissue especially designed for use in all leisure toilets. Now available in a 4 pack.



www.blue-diamond-products.co.uk

The Revolution in inflatable caravan awnings, driveaway awnings and family tents...



Outdoor Revolution also produce a range of inflatable driveaway awnings & family tents... with DSV & IF technology. Ask your dealer or see online for details - www.outdoor-revolution.com

OXYGEN
AIR FRAME





Caravan / Motorhome Awnings - 2020 Range



Family Tents - 2020 Range



Driveaway Awnings - 2019 / 2020 Range

**OUTDOOR
REVOLUTION**

WWW.OUTDOOR-REVOLUTION.COM

...Bringing the outdoors to everyone.



Outdoor Revolution,
Unit 1 Brick Park,
Bretfield Court,
Bretton Street Industrial Estate,
Dewsbury,
West Yorkshire, UK,
WF12 9BY

Web: www.outdoor-revolution.com

Email: cs@blue-diamond-products.co.uk

Tel: +44 (0) 1924 455313
Fax: +44 (0) 1924 450551

Distributed by:

***LIFETIME GUARANTEE** - Terms & Conditions Apply. See website for details.

Please note : In the interest of continuous product development & improvements by Outdoor Revolution; some products & specifications may vary slightly from the photographs & information given within this brochure.

Dimensions & weights are approximate and are intended as a guide only.

Please check out our website for the most up to date product information

www.outdoor-revolution.com

